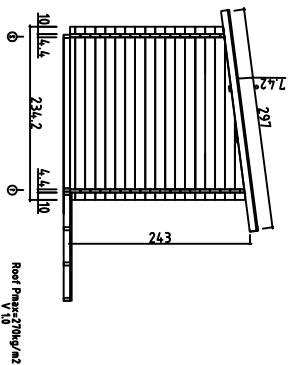
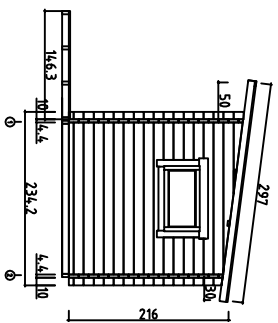
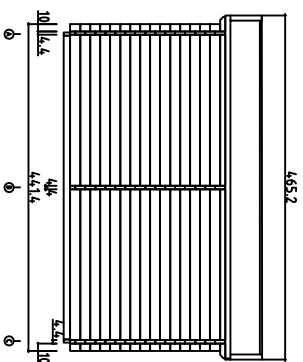
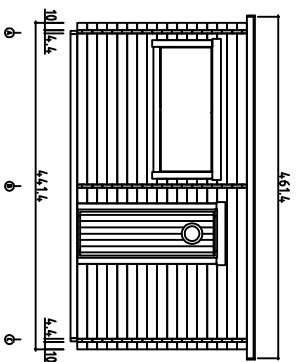



Date rev. Description

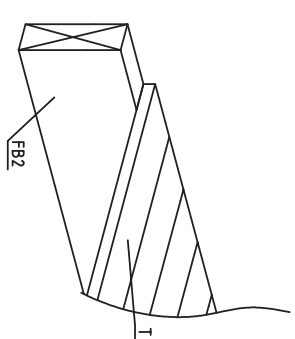
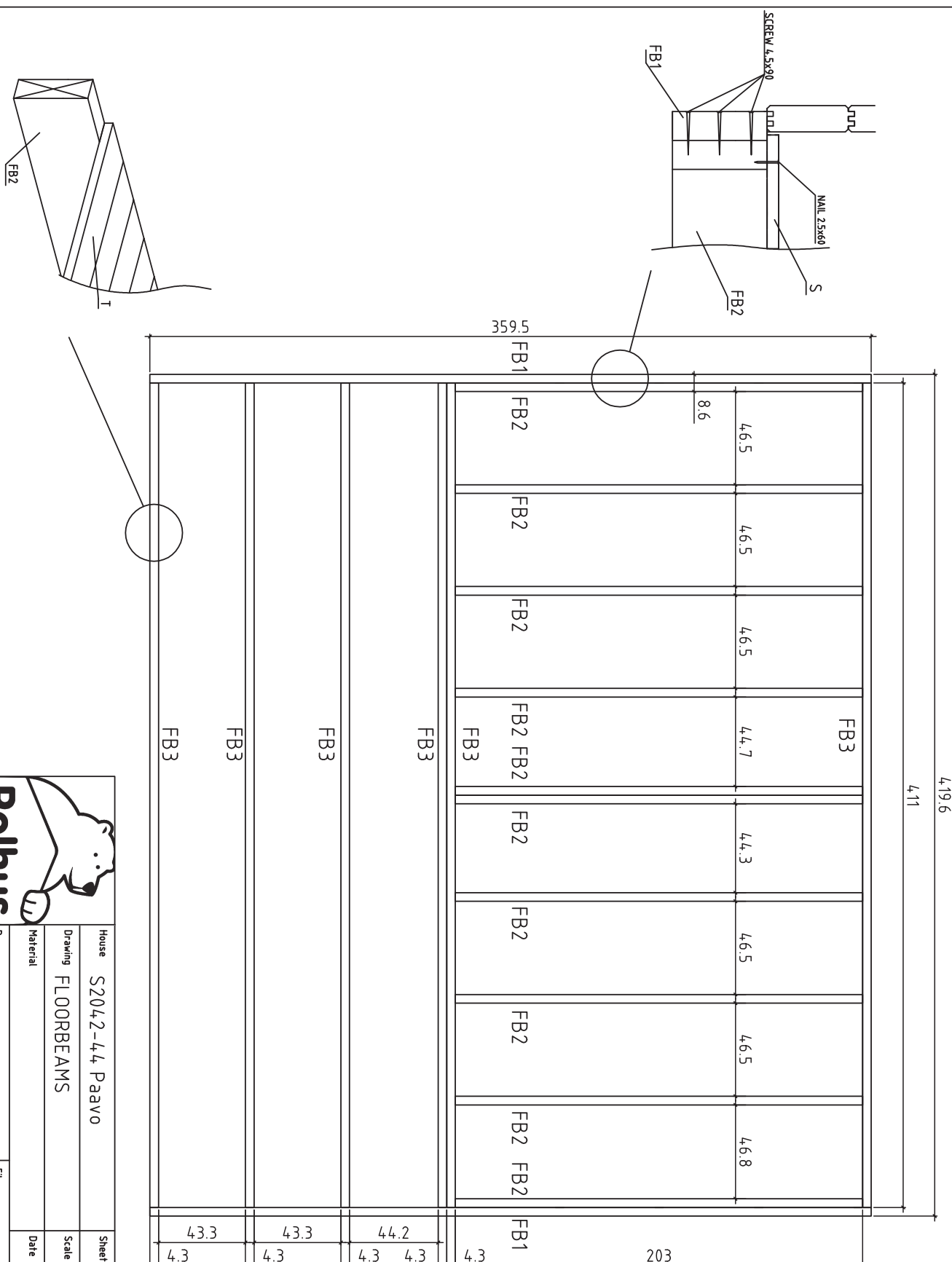
House	S2042-44 Paavo	Sheet	
Drawing	3D	Scale	
Material	44x135	Date	20.01.2016
Drawer	K.K.	File	S2042-44 Paavo 3D.dwg






Roof Pöytä-370h/pariz
V.19




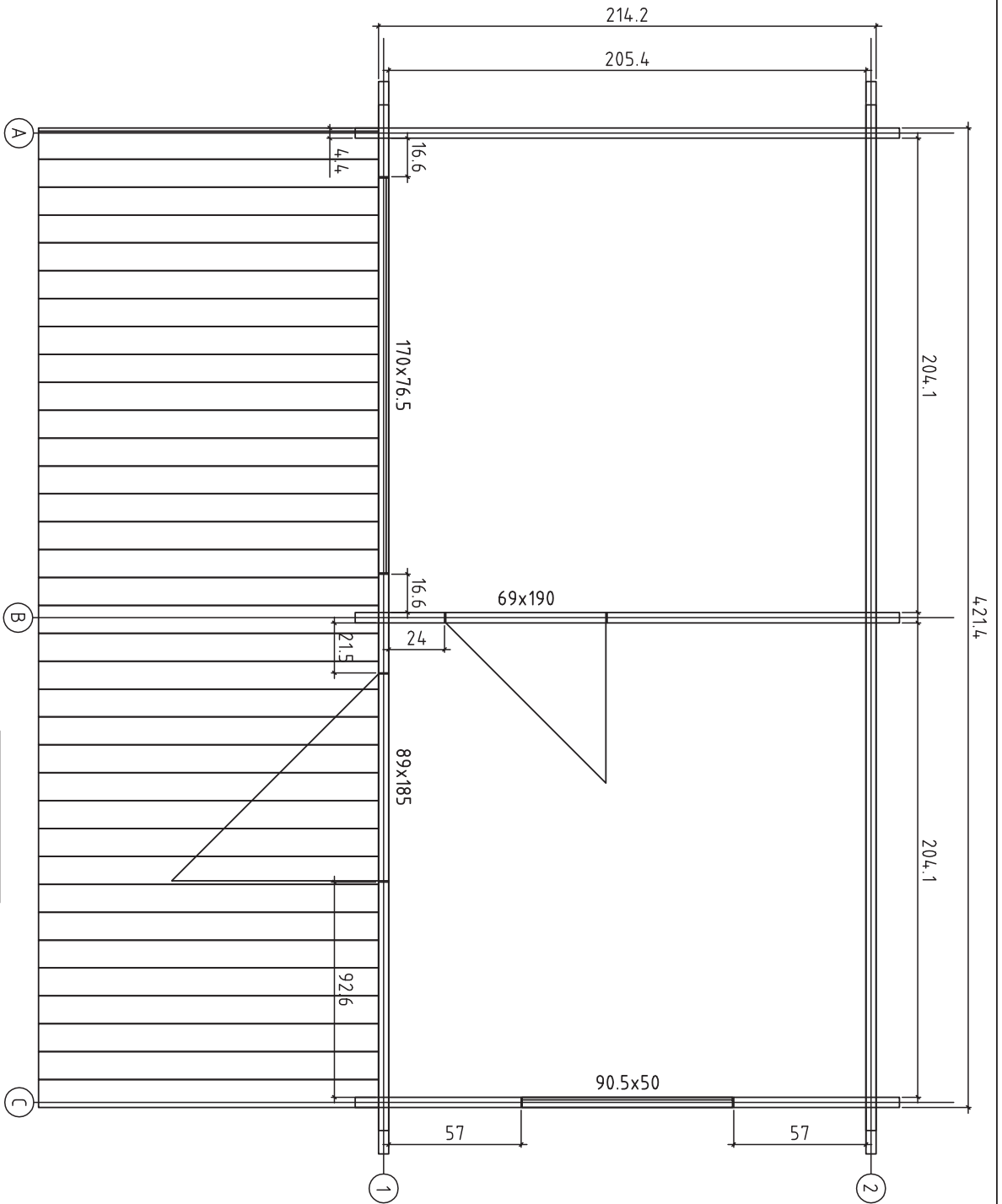
House	S2042-44 Paavo	Sheet	1
Drawing	Views-kuvat-sedd	Scale	1:100
Material	44x135	Date	28.02.2019
Drawer	K.K.	File	S2042-44 Paavo.dwg




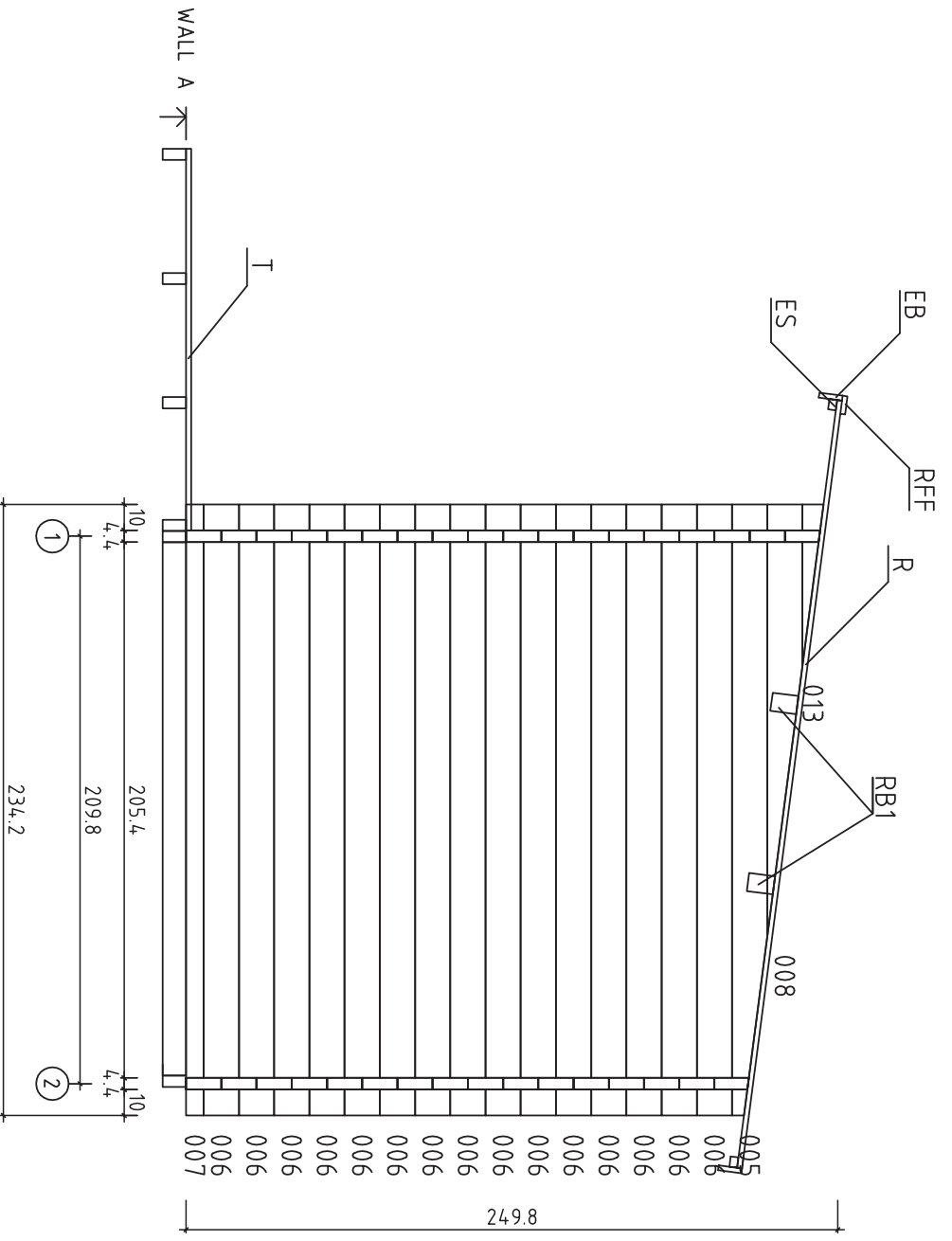
		House	S2042-44 Paavo	Sheet	2
		Drawing	FLOORBEAMS	Scale	1:25
Drawer	K.K.	File	S2042-44 Paavo.dwg	Date	20.01.2016




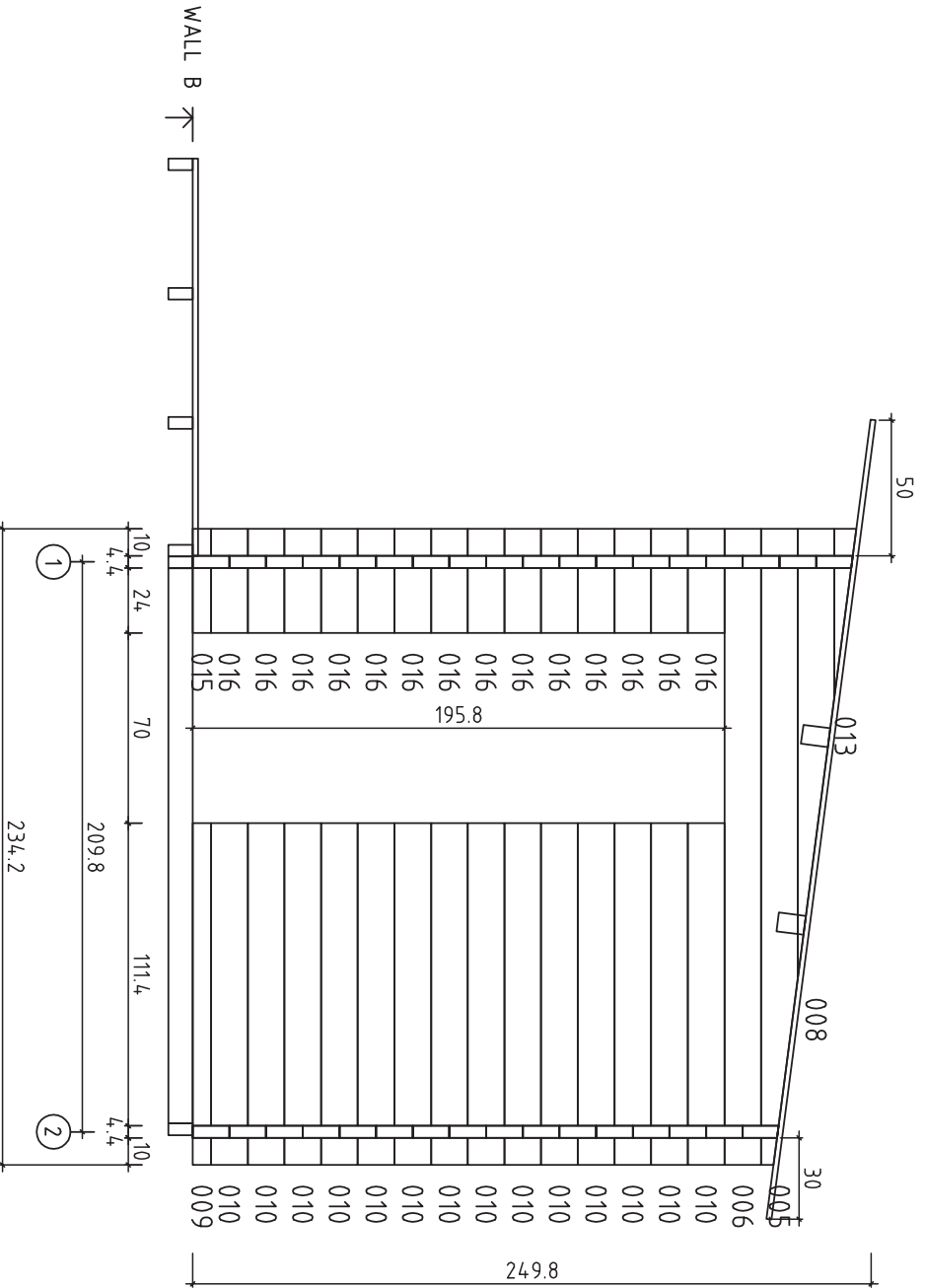
House	S2042-44, Paavo	Sheet	3
Drawing	SAUNA, TERRACE BOARDS	Scale	1:25
Material		Date	20.01.2016
Drawer	K.K.	File	S2042-44, Paavo.dwg




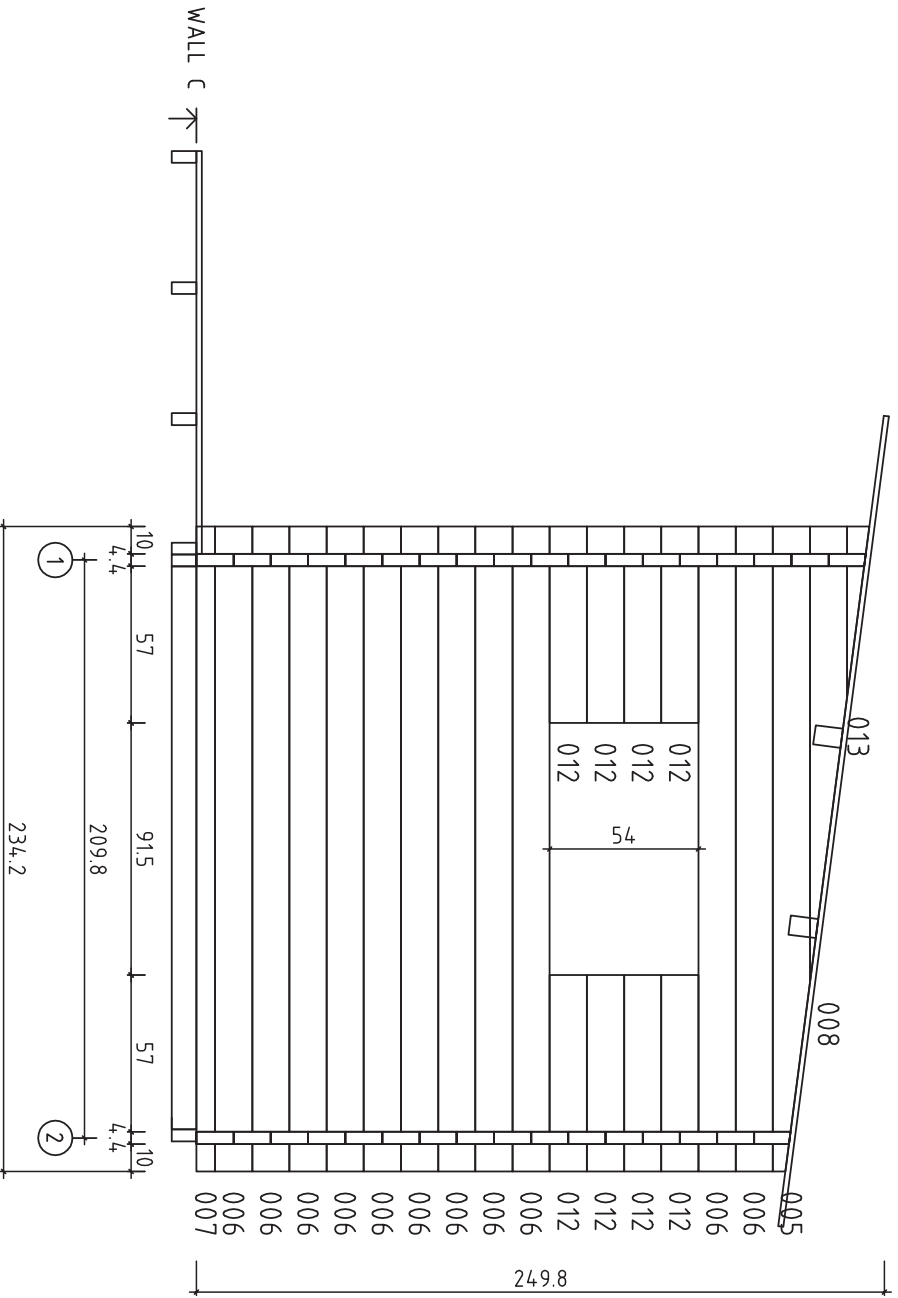
House	S2042-44 Paavo	Sheet	4
Drawing	Plan	Scale	1:25
Material		Date	20.01.2016
Drawer	K.K.	File	S2042-44 Paavo.dwg



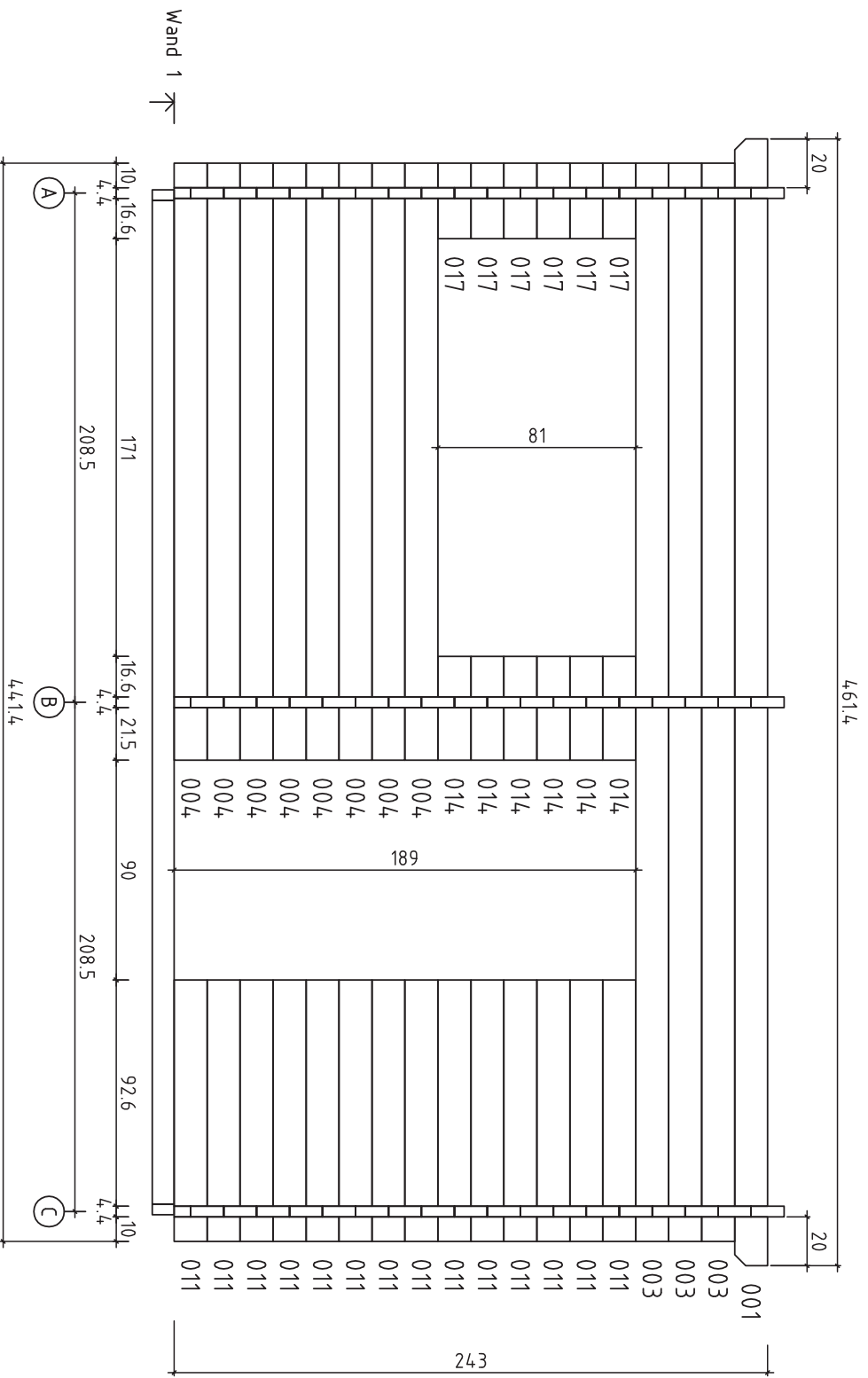
House	S2042-44 Paavo	Sheet	5
Drawing	WALL A	Scale	1:25
Material	4.4x13.5	Date	20.01.2016
Drawer	K.K.	File	S2042-44 Paavo.dwg





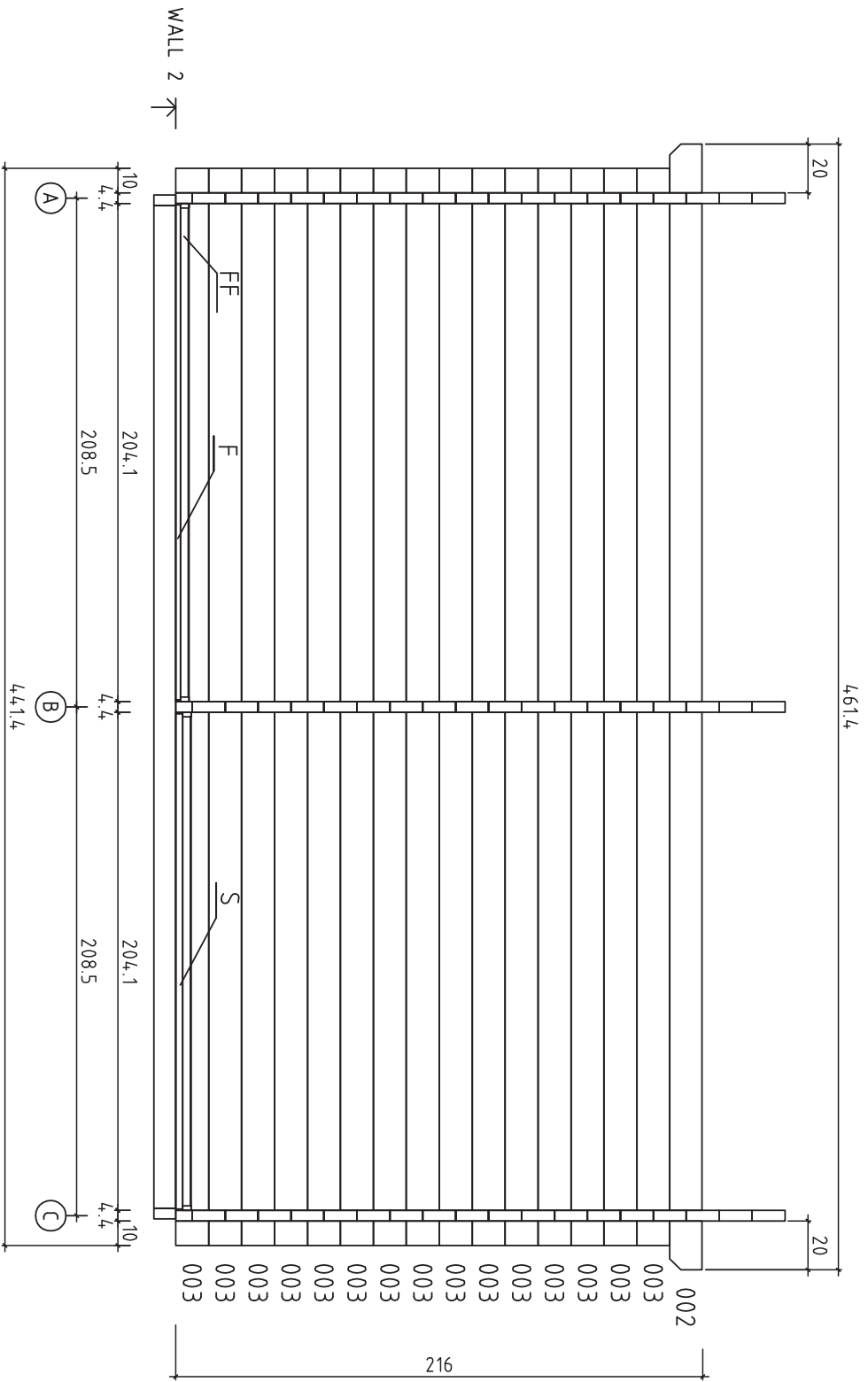
House	S2042-44 Paavo	Sheet	6
Drawing	WALL B	Scale	1:25
Material	4.4x13.5	Date	20.01.2016
Drawer	K.K.	File	S2042-44 Paavo.dwg




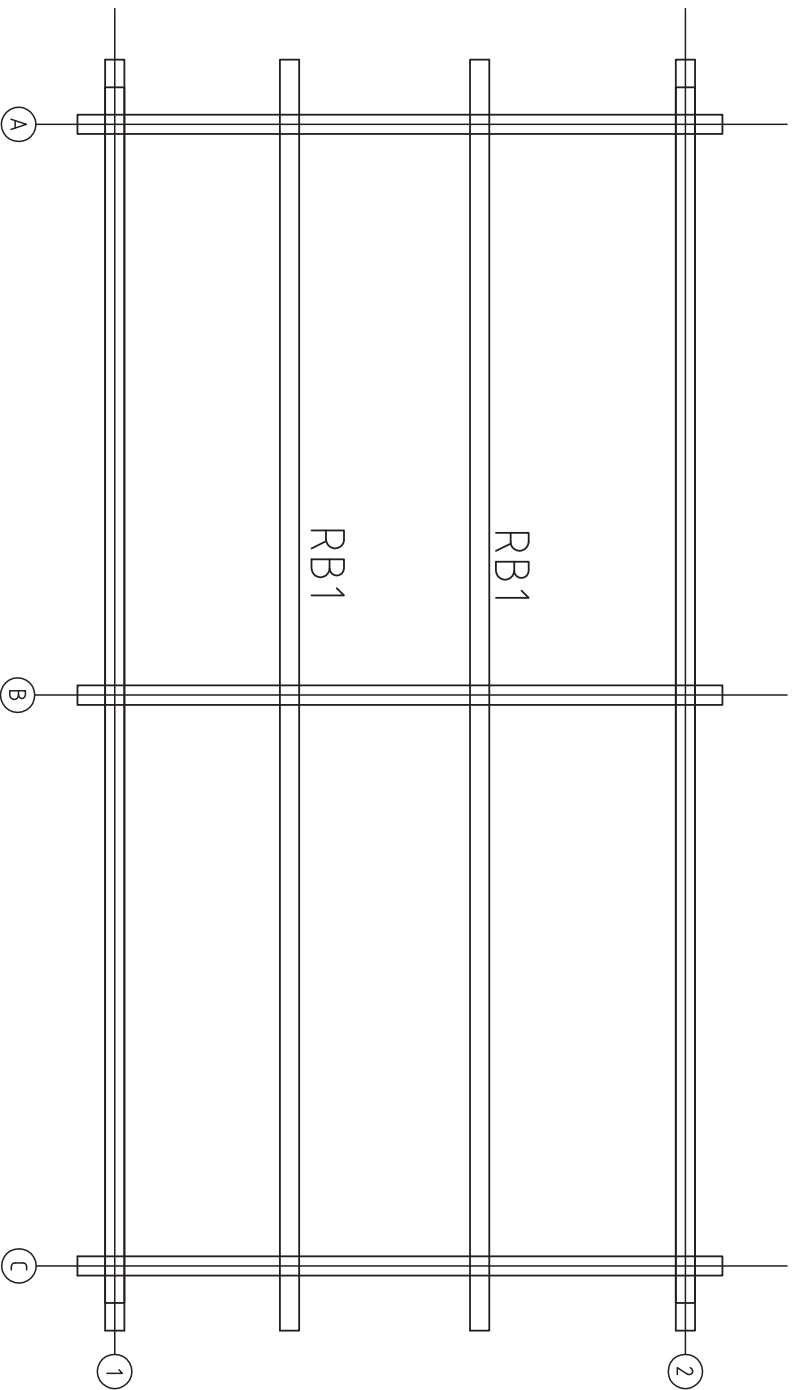
House	S2042-44 Paavo	Sheet	7
Drawing	WALL C	Scale	1:25
Material	4.4x13.5	Date	20.01.2016
Drawer	K.K.	File	S2042-44 Paavo.dwg



 Polhus	House	S2042-44 Paavo	Sheet	8
	Drawing	WAND 1	Scale	1:25
	Material	4.4x13.5	Date	20.01.2016
Drawer	K.K.	File	S2042-44 Paavo.dwg	



House	S2042-44 Paavo	Sheet	9
Drawing	WALL 2	Scale	1:25
Material	4.4x13.5	Date	20.01.2016
Drawer	K.K.	File	S2042-44 Paavo.dwg



House	S204,2-4,4 Paavo	Sheet	10
Drawing	ROOFBEAMS	Scale	1:25
Material		Date	20.01.2016
Drawer	K.K.	File	S204,2-4,4 Paavo.dwg

Pos	S2042-44 Paavo	St.	Profil (mm)	L (mm)
001		1	44x135	4614
002		1	44x132	4614
003		18	44x135	4414
004		8	44x135	2444
005		3	44x135	2342
006		27	44x135	2342
007		2	44x68	2342
008		3	44x135	1654
009		1	44x68	1258
010		14	44x135	1258
011		14	44x135	1070
012		8	44x135	713
013		3	44x81	618
014		6	44x135	425
015		1	44x68	384
016		14	44x135	384
017		6	44x135	309
SB	EXTRA PROFILE	1	44x135	4414
	BOARD FOR ASSEMBLING - ASENNUSLAUTA - SLAGBRÄDE	2	44x135	300
WA-1		1	44x351	2345
WB-1		1	44x351	2345
WC-1		1	44x351	2345
FB3	FLOORBEAMS-LATTIAPALKIT-GOLVBJÄLKAR	IMM	43x90	4110
FB2	FLOORBEAMS-LATTIAPALKIT-GOLVBJÄLKAR	IMM	43x90	2045
FB1	FLOORBEAMS-LATTIAPALKIT-GOLVBJÄLKAR	IMM	43x90	3595



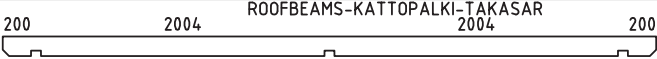

















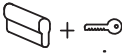
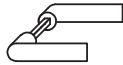
Polhus

Kood S2042-44 Paavo

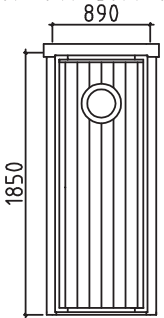
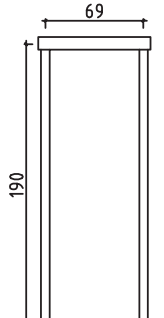
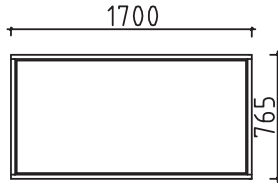
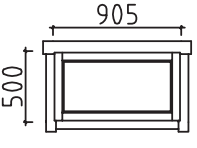
Materjal

File S2042-44 Paavo.dwg

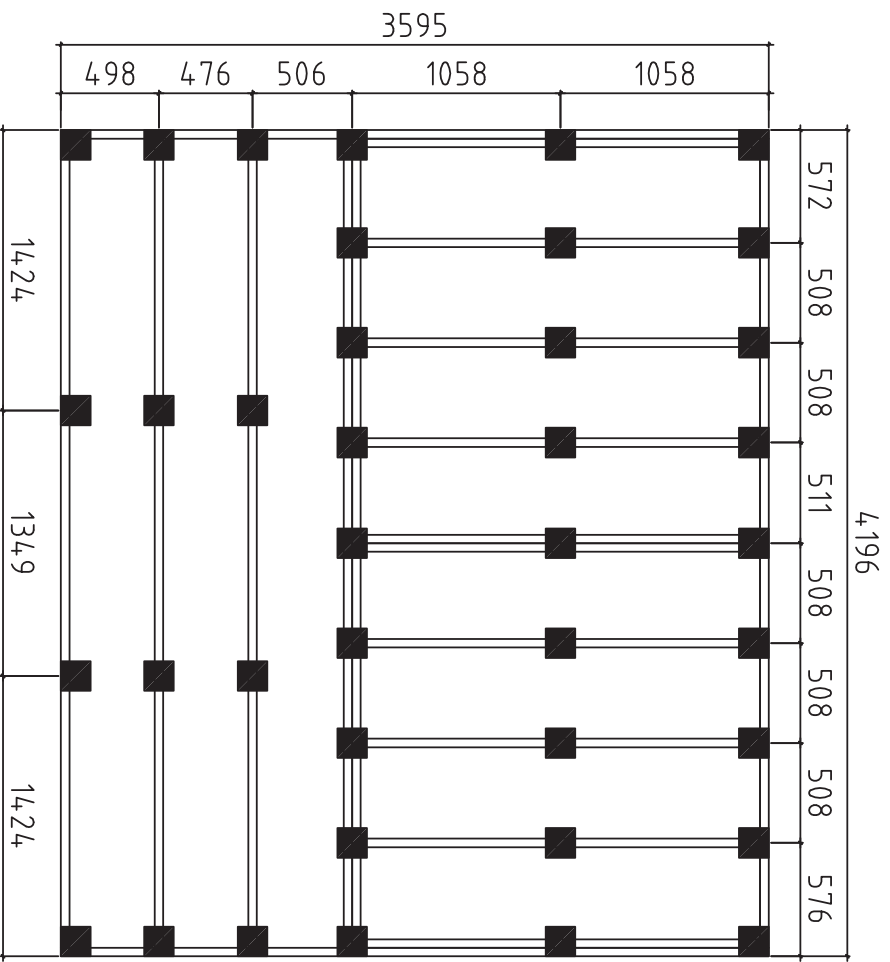
Leht 11

Pos	S2042-44 Paavo		St.	Profil (mm)	L (mm)
RB1			2	70x140	4614
S	SAUNA BOARDS-SAUNA LATTIALAUTA		17+1	28x120	2035
F	FLOORBOARDS-LATTIALAUTA	 88mm or -tai- eller 114mm	24+1 18+1	18x88 18x114	2035
T	TERRACE BOARD-TERASSILAUTA	 IMM	36	28x120	1465
R	ROOFBOARDS-KATTOLAUTA	 88mm or -tai- eller 114mm	53+1 41+1	18x88 18x114	2970
FF	FLOOR FILLET-LATTIALISTA-GOLVLIST			18x35	17.0
GB	GABLE BOARDS-KAAPELILAUTA-GAVELBRÄDA		2	18x120	3020
EB	EAVE BOARD-RÄYSTÄSLAUTA-TAKFOTSBRÄDE		2	18x90	4615
ES	EAVE SLAT-RÄYSTÄSLISTA-TAKFOTSLIST		2	30x40	4615
RFF	ROOF FELT FILLET-KAAPELILAUDAN PEITELAUTA BRÄDE OVANPÅ GAVELBRÄDE		1 2	18x70 18x70	4655 3015
	WINDOW HANDLE-IKKUNA KAHVA-FÖNSTER HANDTAG		1+1+1		
	DOOR KNOB/OVEN PAINIKE/DÖRR HANDTAG		1		
	DOOR HINGES-OVEN SARANAT-DÖRR GÅNGJÄRN		4		
	NAILS - NAULAT - SPIKAR	 ROOFBOARDS-KATTOLAUTA-TAKBRÄDE SAUNA BOARDS-SAUNA LATTIALAUTA-SAUNA GOLVBRÄDE	260	2.5	60
	SCREWS - RUUVIT - SKRUVAR	 FLOORBEAMS-LATTIAPALKIT-GOLVBJÄLKAR HALFBEAMS-PUOLEKSIPALKIT-FÖR ATT HALVA VÄGGPROFILER	70	4.5	90
	SCREWS - RUUVIT - SKRUVAR	 TERRACE BOARDS-TERASSILAUTA-TERASSBRÄDE SAUNA BOARDS-SAUNA LATTIALAUTA-SAUNA GOLVBRÄDE	240	4.5	70
	SCREWS - RUUVIT - SKRUVAR	 GABLE BOARDS-KAAPELILAUTA-GAVELBRÄDA EAVE BOARD-RÄYSTÄSLAUTA-TAKFOTBRÄDE EAVE SLAT-RÄYSTÄSLISTA-TAKFOTLIST	40	4.5	50
	SCREWS - RUUVIT - SKRUVAR	 ROOF FELT FILLET-KAAPELILAUDAN PEITELAUTA BRÄDE OVANPÅ GAVELBRÄDE	47	3.5	35
	WINDOW HANDLE/IKKUNA KAHVA/FÖNSTER HANDTAG		2		
	DOOR LOCK+KEYS/OVENLUKKO+AVAIN/DÖRRLÅS+NYCKLAR		1		
	DOOR HANDLE-OVEN KAHVA-DÖRR HANDTAG		1		



Pos	S2042-44 Paavo	St.	Profil (mm)	L (mm)
	<p>Door-ovi-dörr 890x1850 (right-oikea käsi-höger hand) 1pc-kpl-st</p>  <p>ORT_ECO</p>	1	890	1850
	<p>Door-ovi-dörr 690x1900 (right-oikea käsi-höger hand) 1pc</p> 	1	690	1900
	<p>Window-ikkuna-fönster 1700x765 1pcs-kpl-st</p>  <p>ORT_ECO</p>	1	1700	765
	<p>Window-ikkuna-fönster 905x500 1pc-kpl-st</p>  <p>ORT_ECO</p>	1	905	500






Detta är ett förslag för hur man kan placera plintarna (100- 200 mm i diameter) för golvjälklaget. Golvjälkarna är med i byggsatsen, men inte plintarna. Använder man exempelvis 500-600mm långa murblock så kan man halvera antalet punkter. Lägg fuktskyddande papp mellan betong och trä

Tänä on ehdotus siitä, miten (100-200 mm läpimittaiset) jalat voidaan sijoittaa alapohjan varten. Lattianalukke ovat rakennussarjassa, mutta jalat ei ole. Kun käytetään esimerkiksi 500-600 mm pitkiä harkkoja, voidaan pisteiden määrä puolittaa. Aseta betoniin ja puun väliin kosteudelta suojaava pappi

A proposal for placing plinths (100-200 mm in diameter) for floor beams. Floor beams are provided in the kit but plinths are not included. For example, by using 500-600 mm long masonry units, one can reduce the number of points 50%. Place cardboard between the concrete and wood to protect from moisture

 Polhus		House	S2042-44 Paavo	Sheet	14
		Drawing	Plan	Scale	1:35
Drawer	K.K.	File	S2042-44 Paavo.dwg	Date	16.12.2015