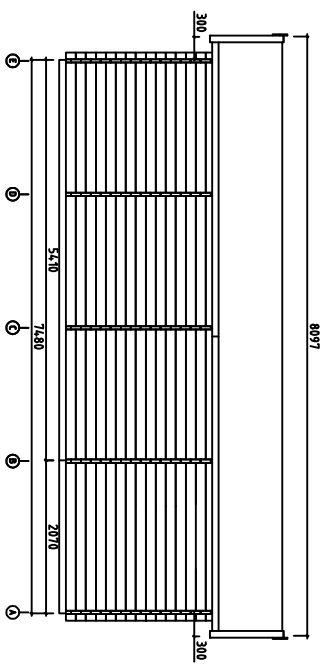
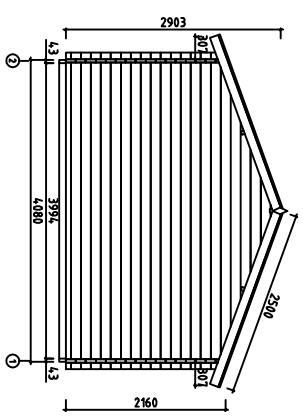
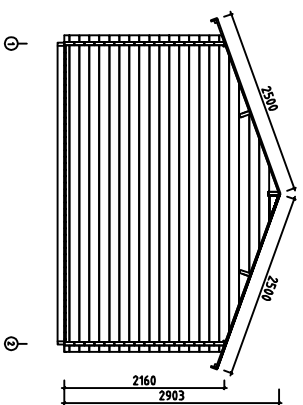
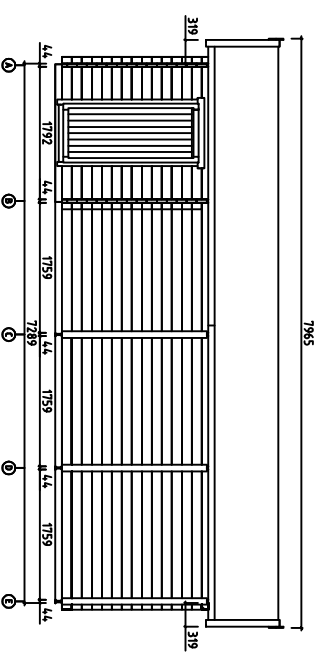
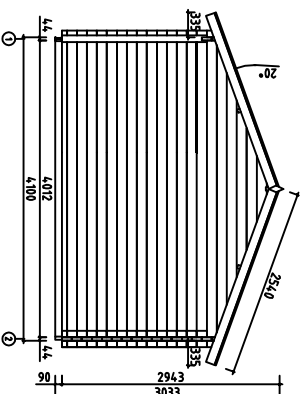
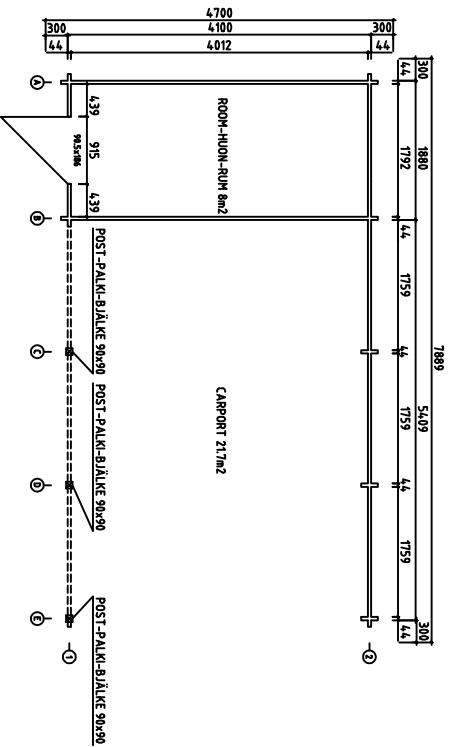


Date rev. Description

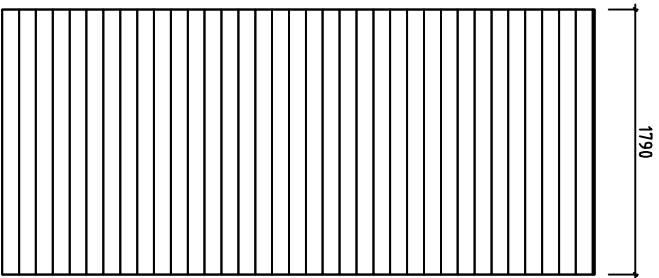
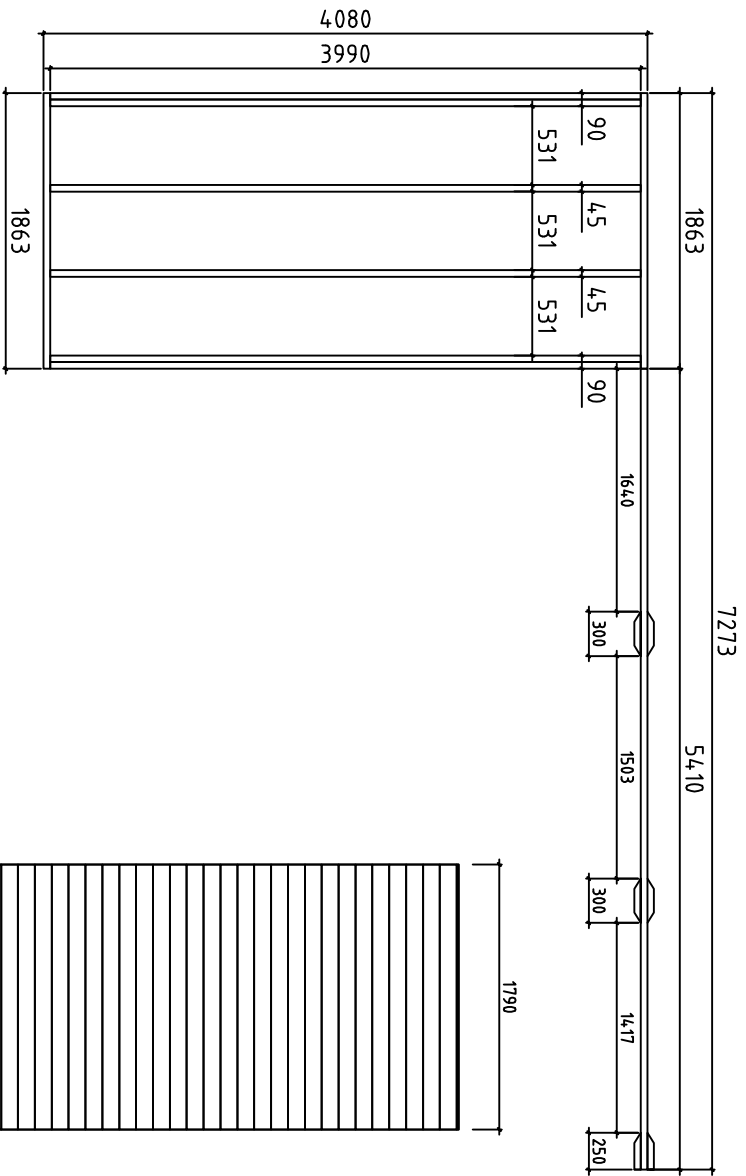
House	K4.173-44 Krister30m2	Sheet	1
Drawing	3D	Scale	
Material	44x135	Date	02.07.2020
Drawer	K.K.	File	K4.173-44 Krister30m2 3D.dwg

Plan-pohjapiirustus-grundplan+ Views-kuvat-sedd




Roof Pmax=300kg/m2
V 2.0

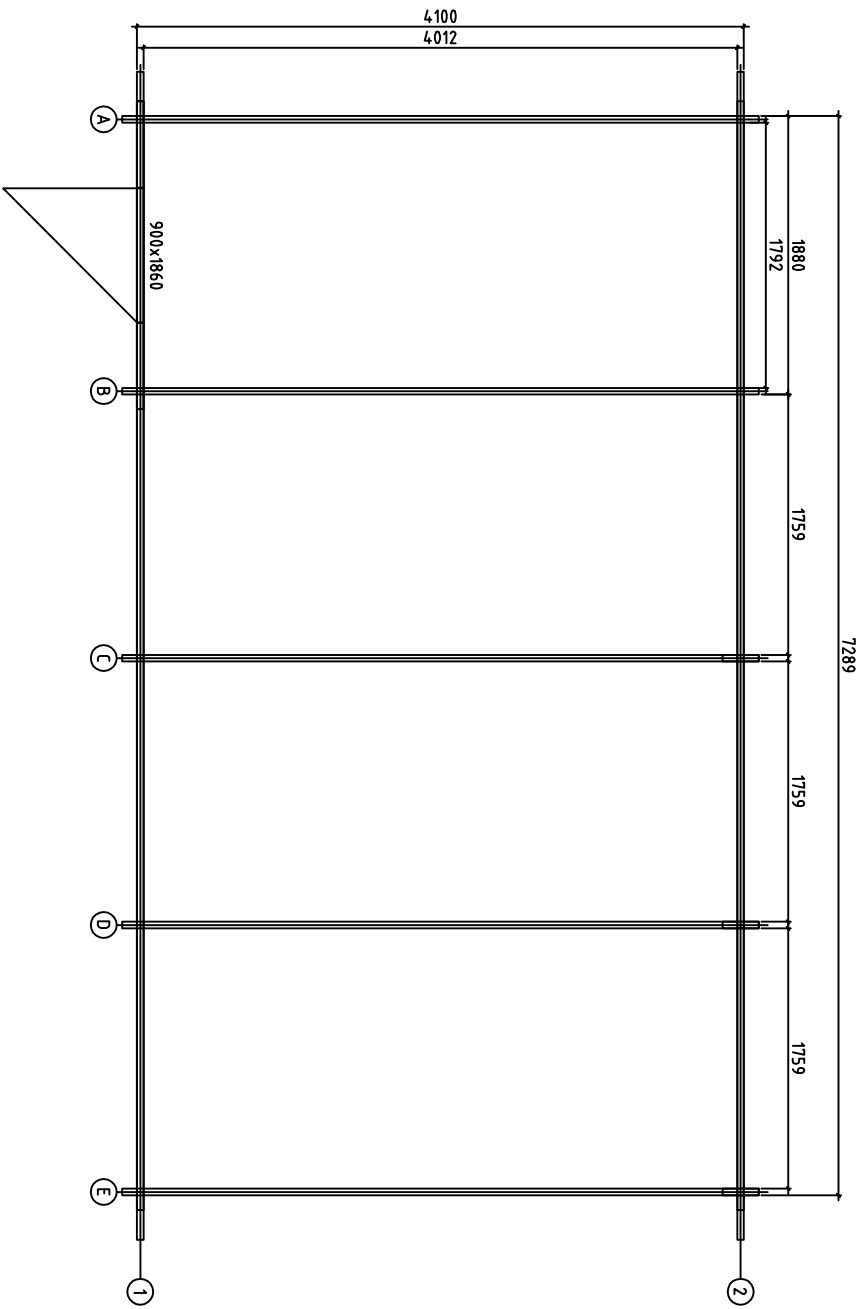
House	K4.173-44 Kristfer30m2
Drawing	Sheet 2
Material	4.4x135
Scale	1:100
Date	07.08.2020
Drawer	K.K.
File	K4.173-44-Kristfer30m2 Views.dwg




Date rev. Description



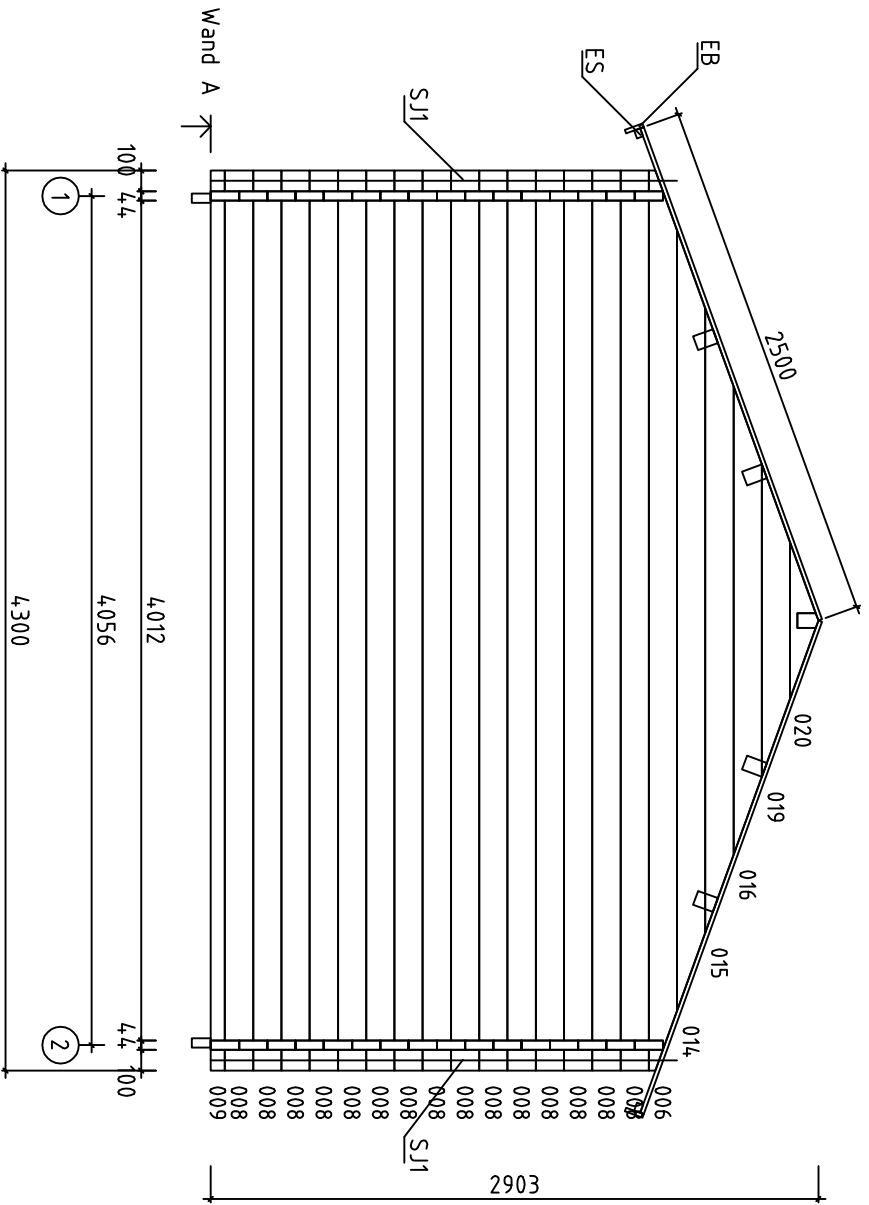
House	K4.173-44, Kristfer30m2	Sheet	3
Drawing	Floorbeams-Lattipalkir-Golvbjalkar	Scale	1:35
Material	4,5x90	Date	02.07.2020
Drawer	K.K.	File	K4.173-44, Kristfer30m2.dwg




Date rev. Description

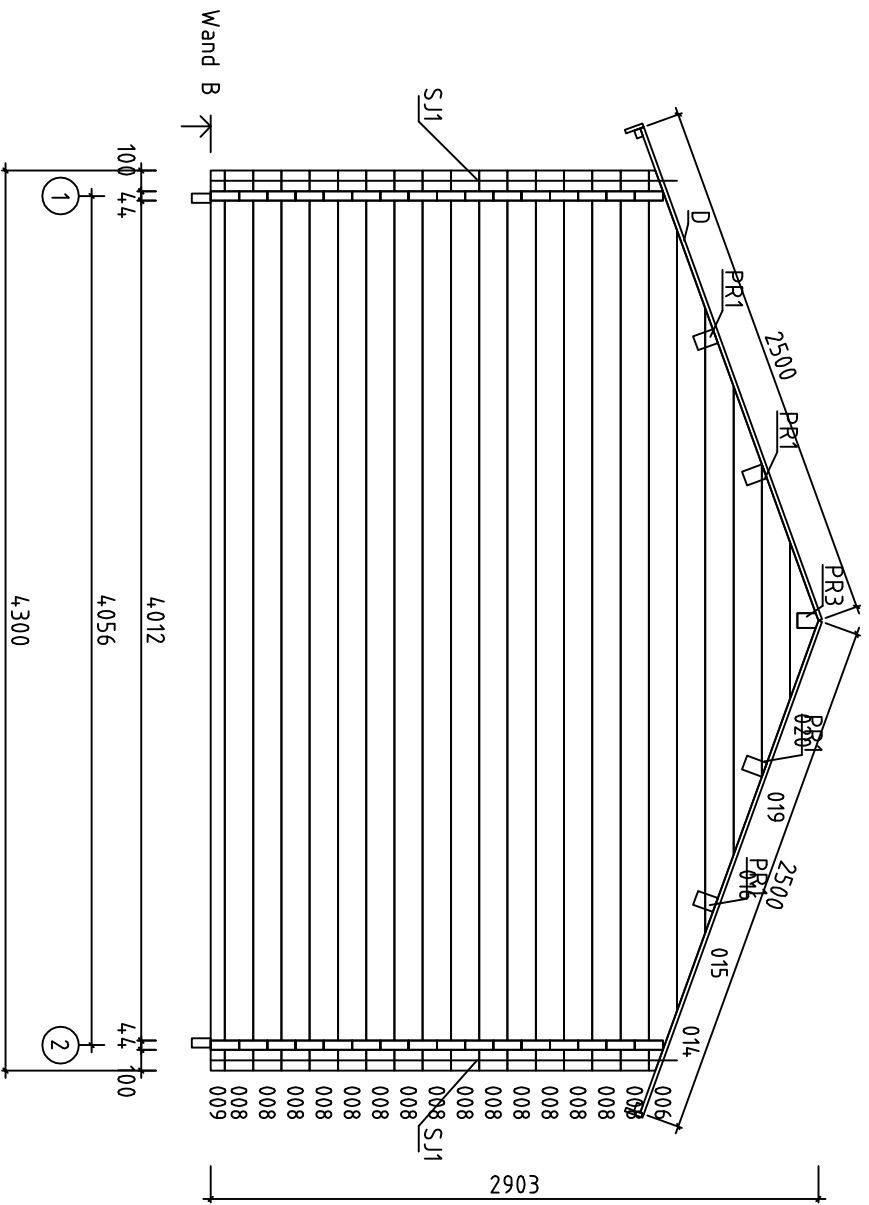


House	K4.173-44 Krister30m2	Sheet	4
Drawing	Plan	Scale	1:35
Material	4,4x135	Date	02.07.2020
Drawer	K.K.	File	K4.173-44 Krister30m2.dwg




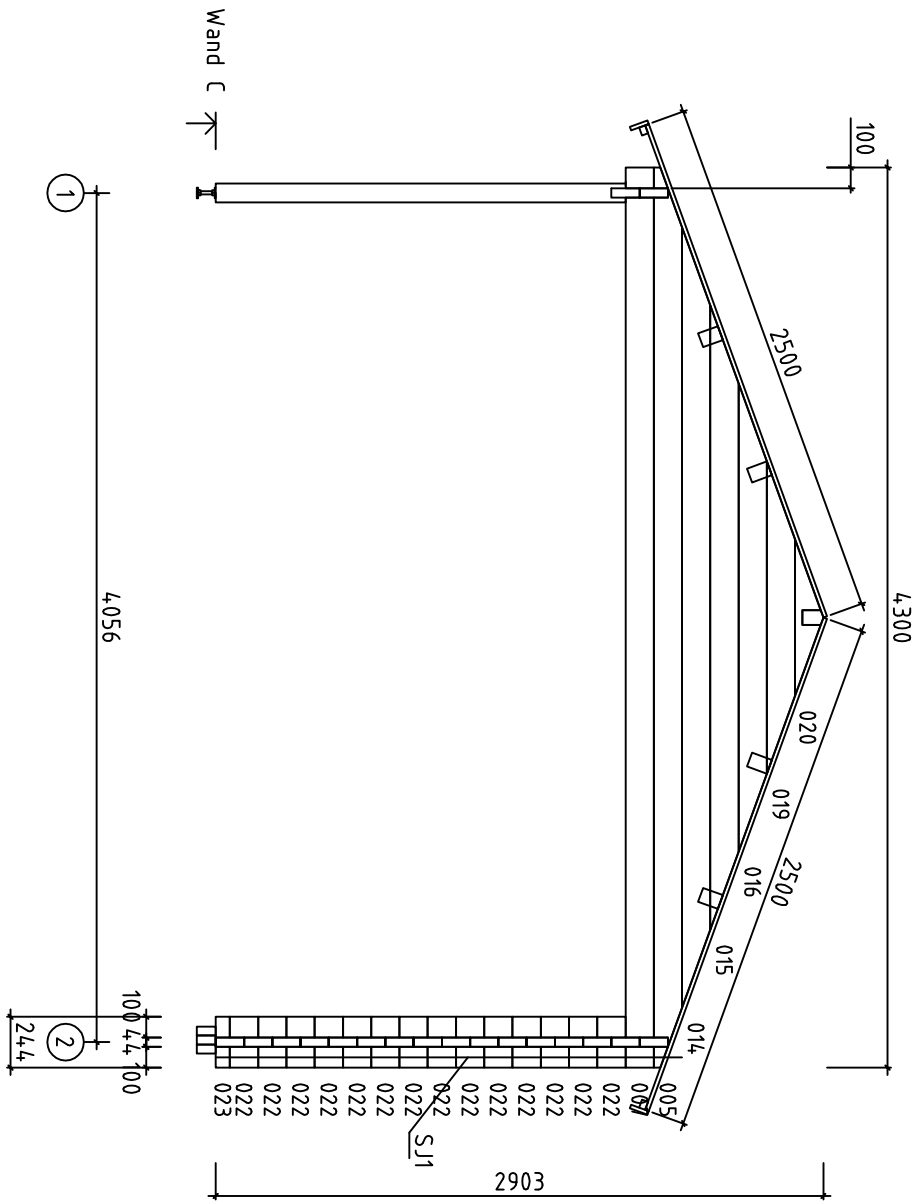
Date rev. Description

			
House	K4173-44 Krister30m2	Sheet	5
Drawing	Plan	Scale	1:35
Material	4,4x135	Date	02.07.2020
Drawer	K.K.	File	K4173-44 Krister30m2.dwg




Date rev. Description

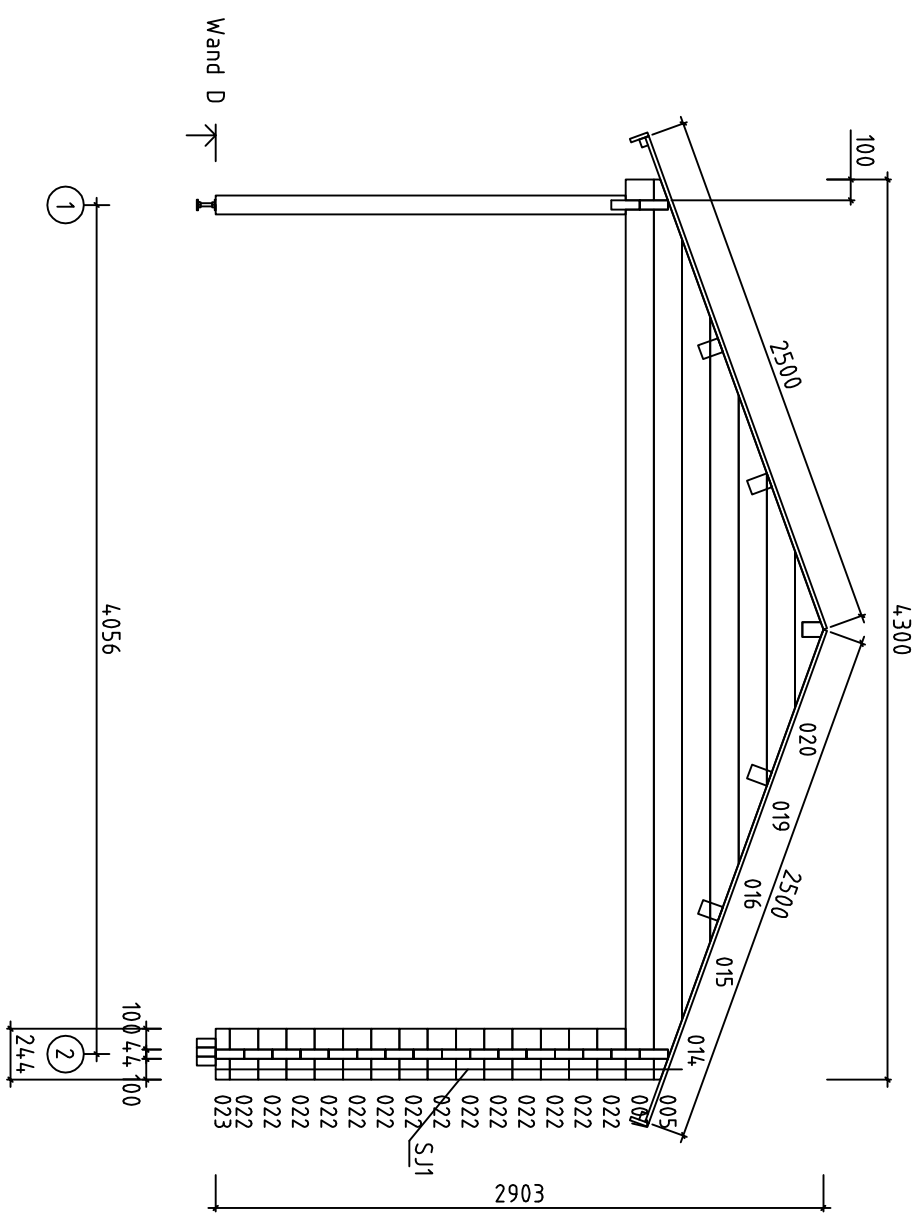
		House	K4173-44 Krister30m2	Sheet	6
		Drawing	Plan	Scale	1:35
		Material	4,4x135	Date	02.07.2020
Drawer	K.K.	File	K4173-44 Krister30m2.dwg		




Date rev. Description

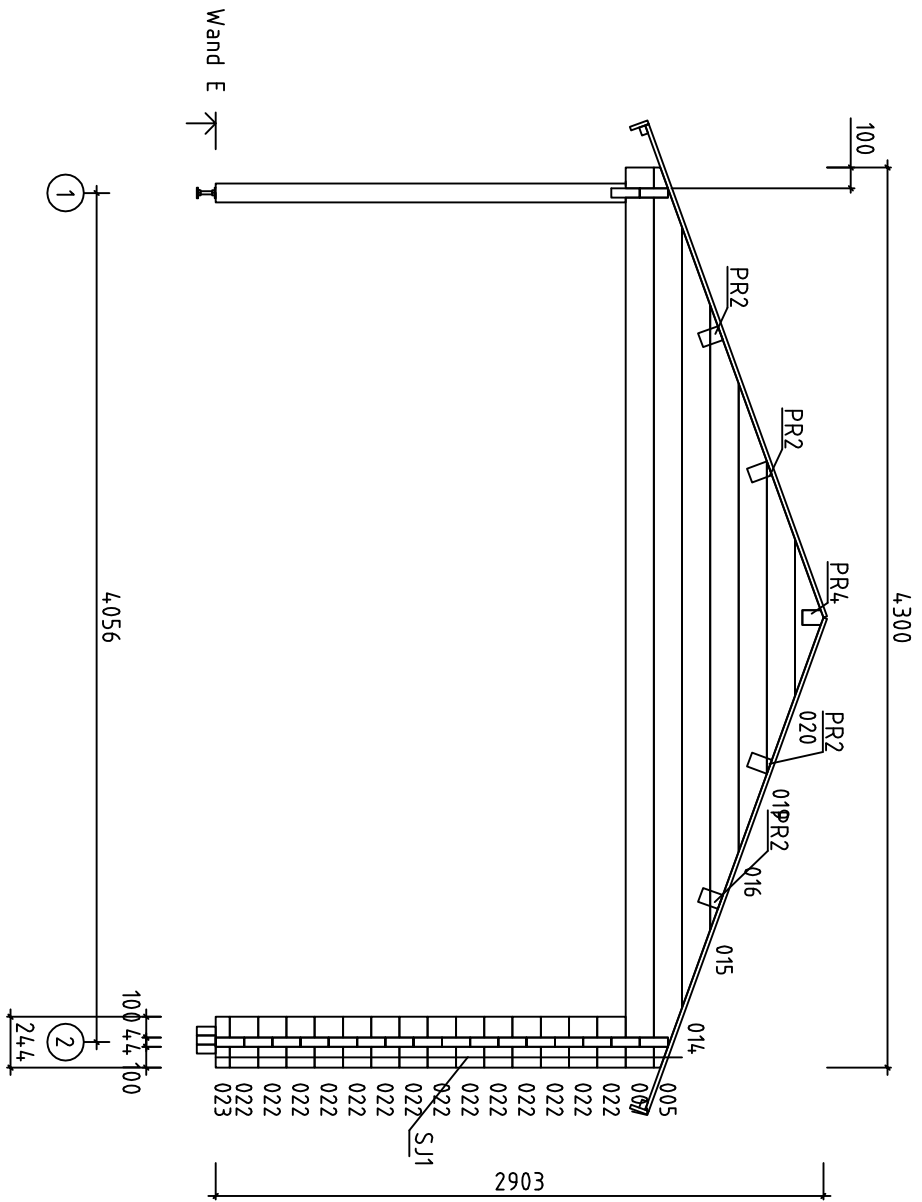


House	K4173-44 Krister30m2	Sheet	7
Drawing	Plan	Scale	1:35
Material	4,4x135	Date	02.07.2020
Drawer	K.K.	File	K4173-44 Krister30m2.dwg




Date rev. Description

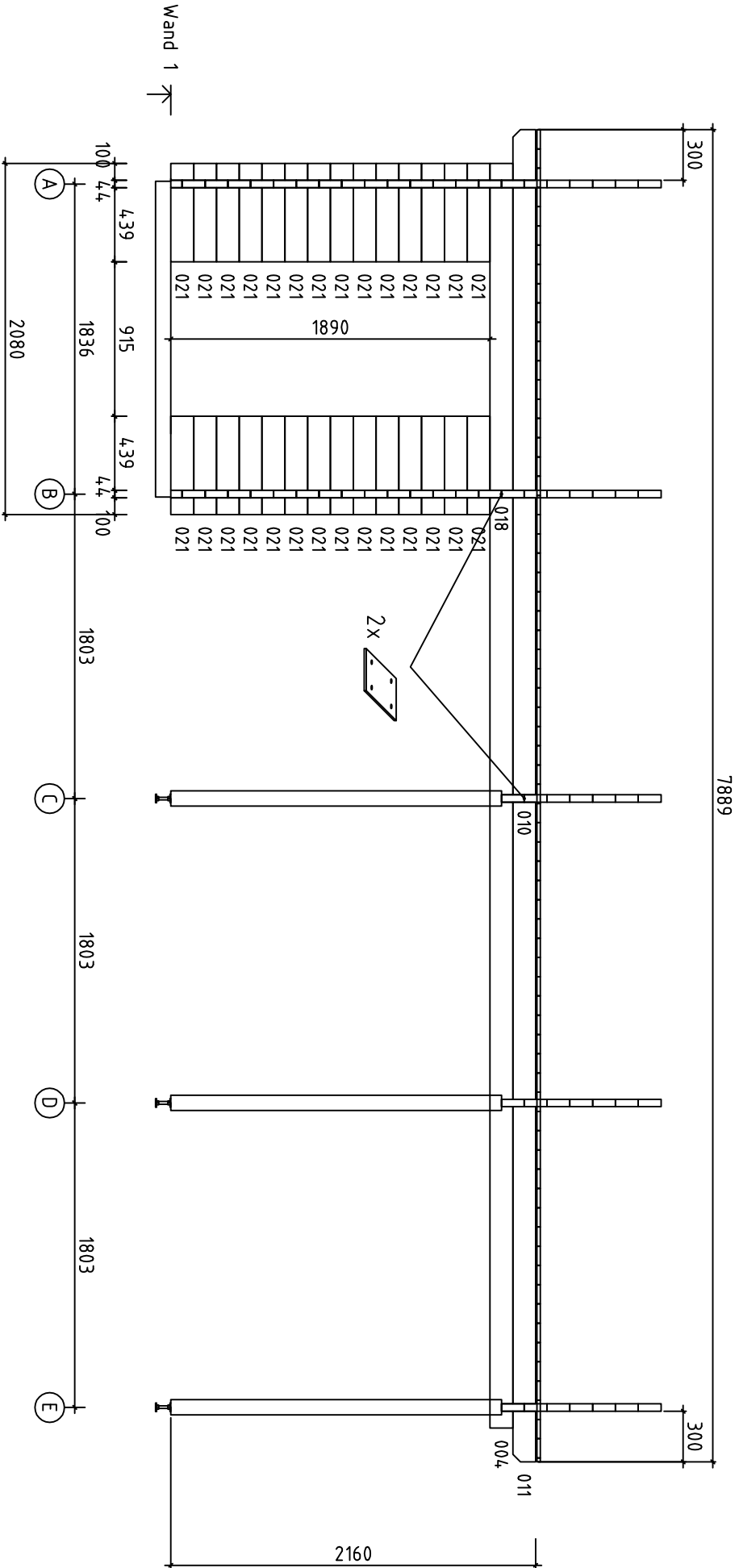
 Polhus	House	K4173-44 Krister30m2	Sheet	8
	Drawing	Plan	Scale	1:35
Material	4,4x135		Date	02.07.2020
Drawer	K.K.		File	K4173-44 Krister30m2.dwg




Date rev. Description

House	K4173-44 Krister30m2	Sheet	9
Drawing	Plan	Scale	1:35
Material	4,4x135	Date	02.07.2020
Drawer	K.K.	File	K4173-44 Krister30m2.dwg

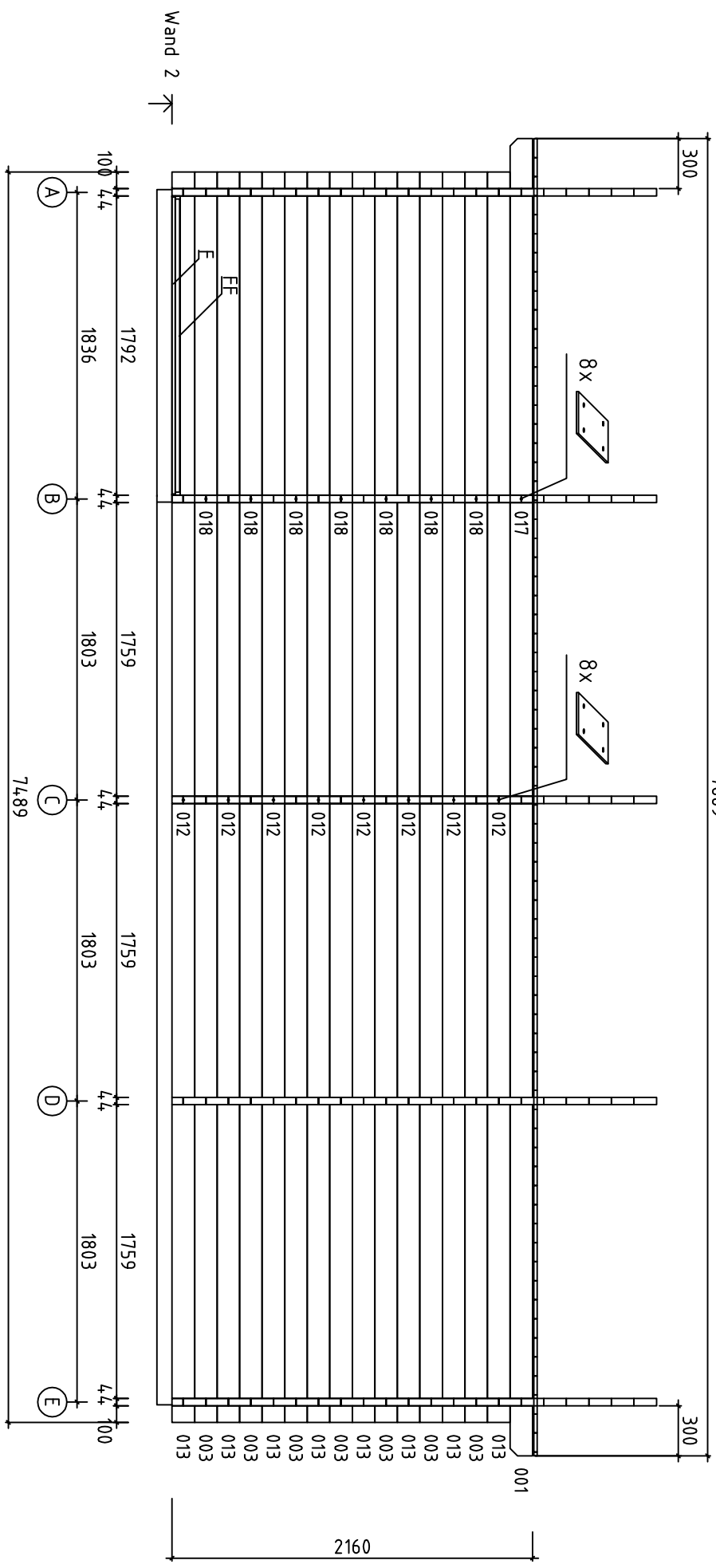





Date rev. Description

 Polhus		House	K4.173-4.4 Krister30m2	Sheet	10
		Drawing	Plan	Scale	1:35
Material	4.4x135	Date	02.07.2020		
Drawer	K.K.	File	K4.173-4.4 Krister30m2.dwg		


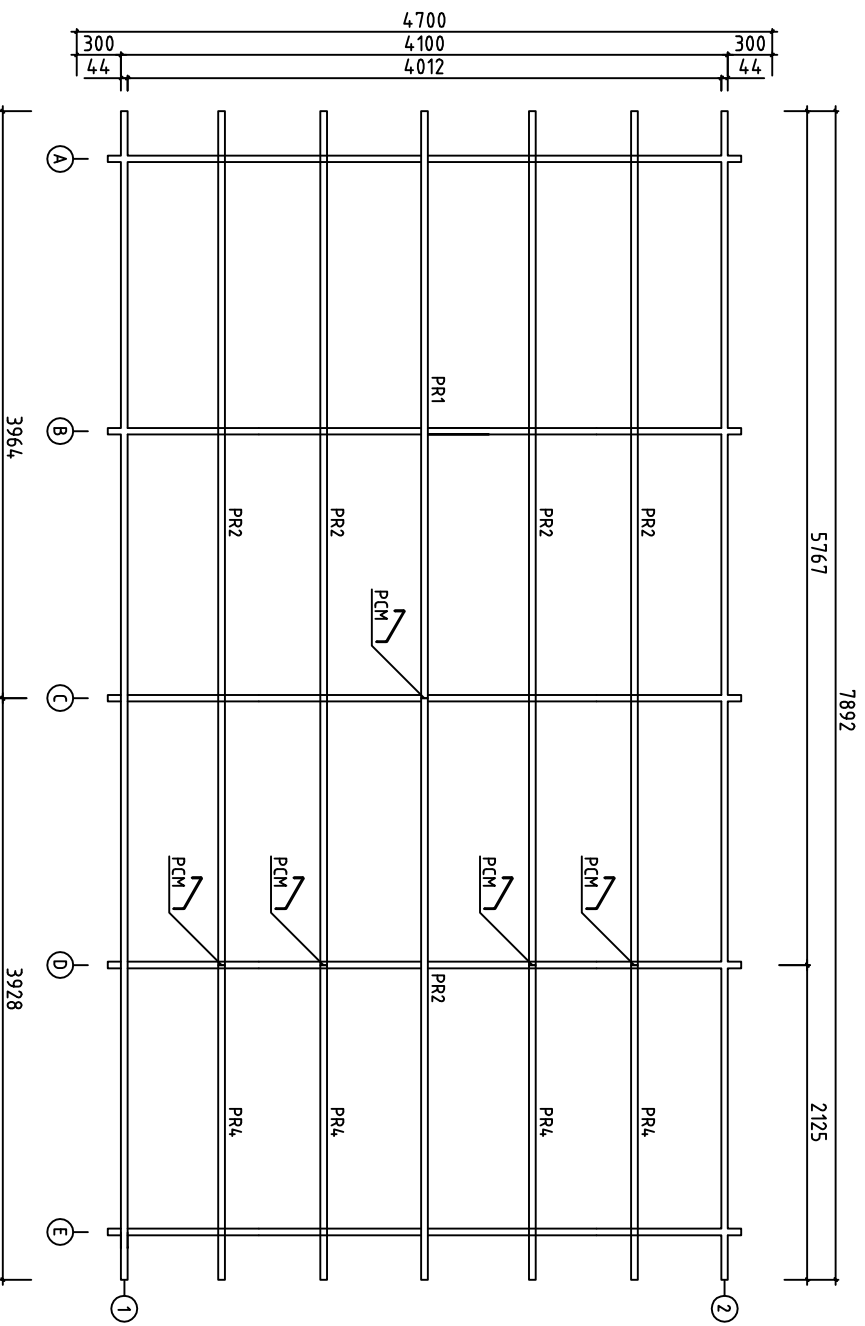
7889



Date rev. Description


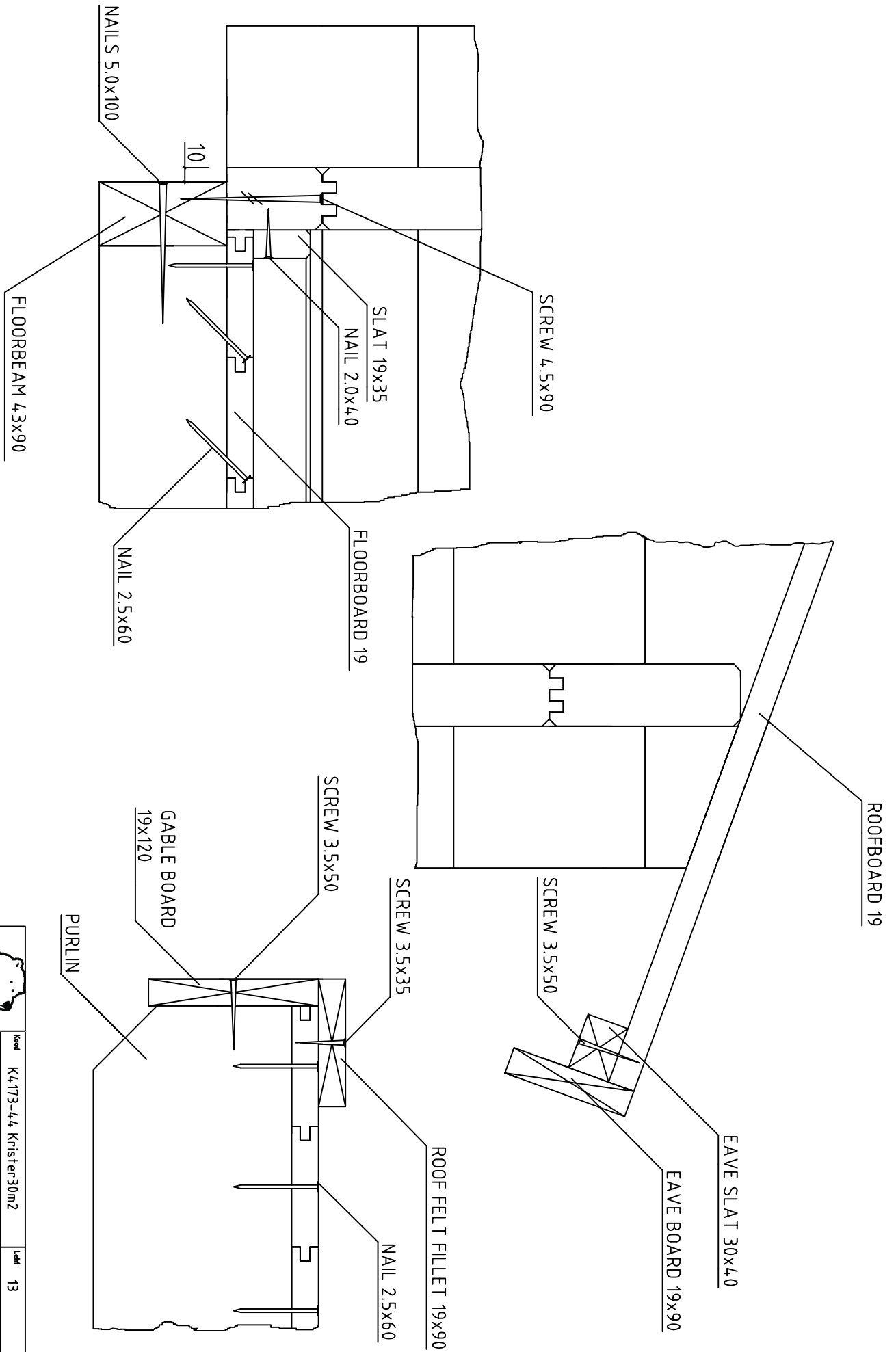
		House	K4.173-4.4, Krister30m2	Sheet	11
		Drawing	Plan	Scale	1:35
Material	4.4x135	Date	02.07.2020		
Drawer	K.K.	File	K4.173-4.4, Krister30m2.dwg		

PURLINS CONNECTING METAL - KATTO-ORRET YHDISTAMISRAUTA - TÄKASAR SAMMANSLAGNINGMETAL

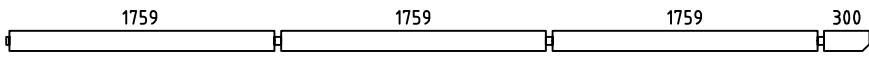

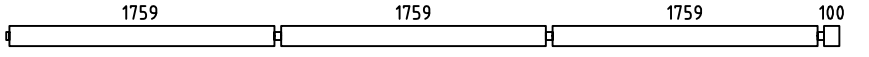



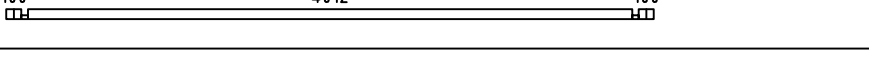



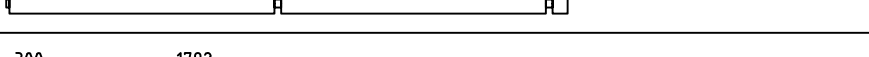
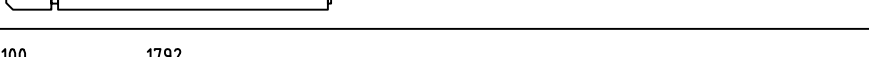
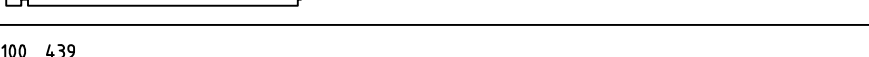
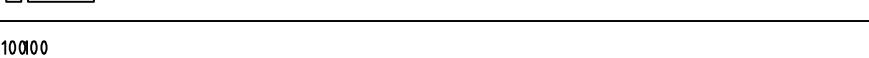



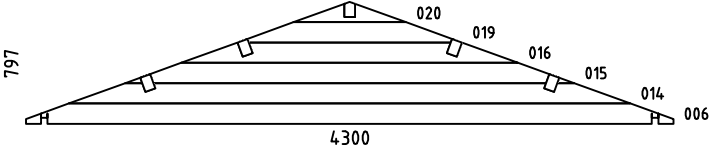
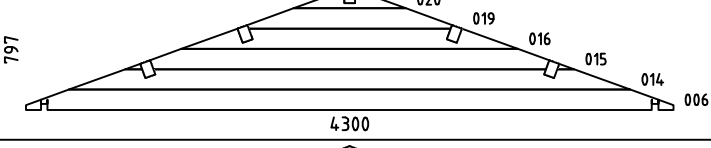
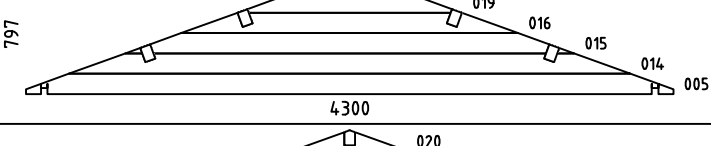



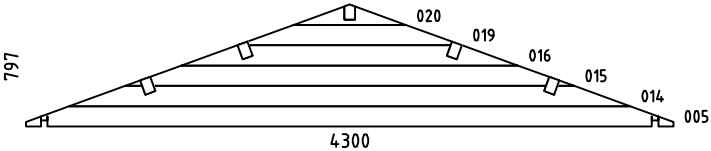






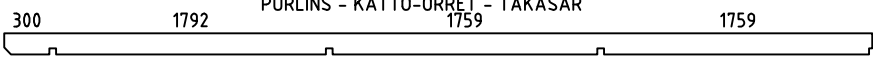

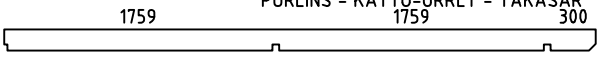
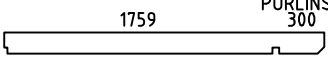













House	K4.173-4.4, Kristers30m2	Sheet	12
Drawing	Purlins connecting	Scale	1:35
Material	4.3x140	Date	02.07.2020
Drawer	K.K.	File	K4173-4.4 Kristers30m2 Purlins connecting.dwg










Date rev. Description

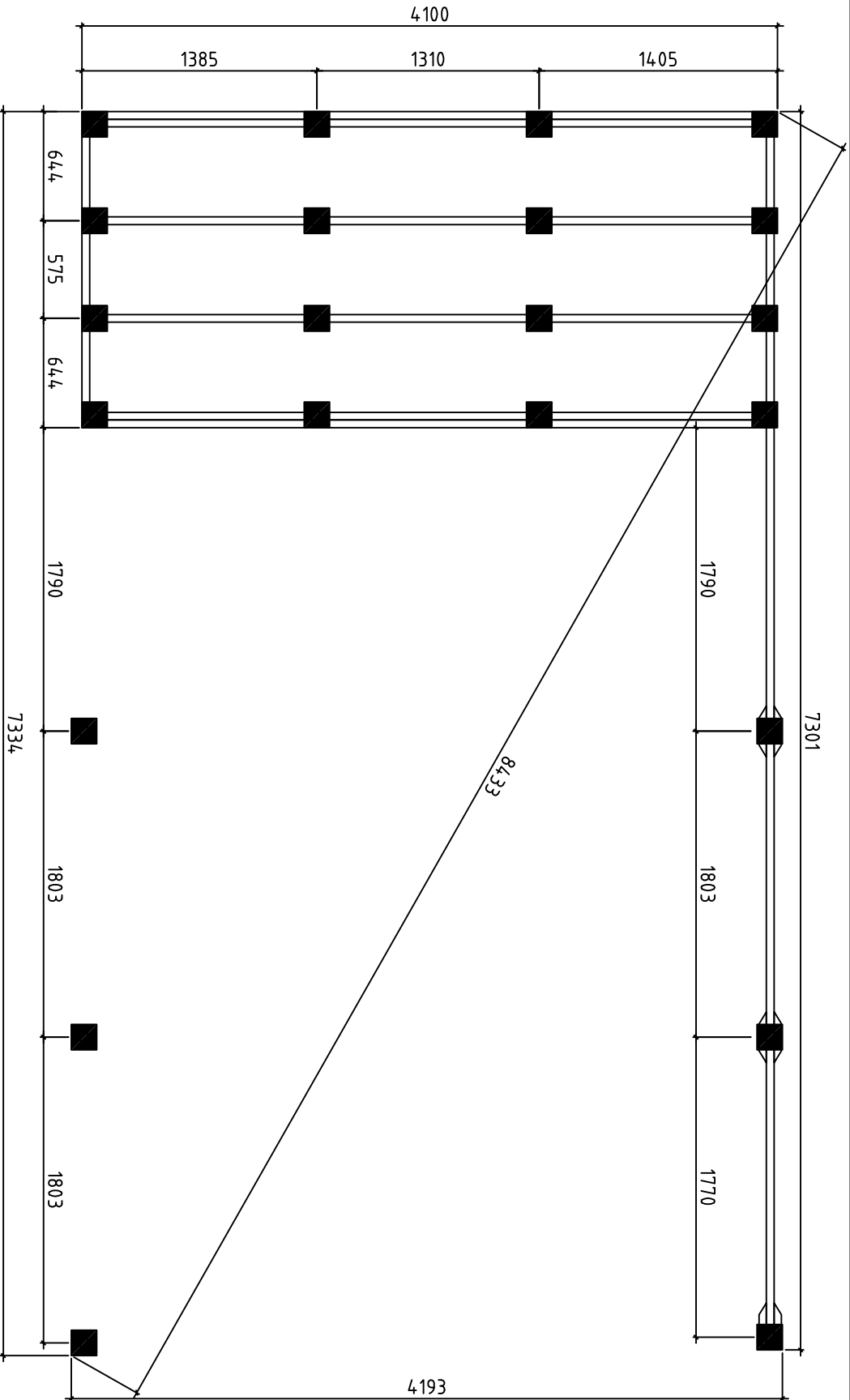


Kood	K4.173-44 Kristi30m2	Leht	13
Joont	Sections	Mooste	1:25
Material		Koop	07.08.2020
Joonestas	K.K.	File	K4.173-44 Kristi30m2 Sections.dwg

Pos	K4173-44 Krister30m2	Pcs Kpl. St.	Profile (mm)	Pikkus (mm)		
001		1	44x135	5731		
002		1	44x135	5700		
003		7	44x135	5531		
004		1	44x135	5531		
007		3	44x135	4300		
008		30	44x135	4300		
009		2	44x68	4300		
010		1	44x135	3961		
011		1	44x135	3928		
012		8	44x135	3761		
013		8	44x135	3728		
017		1	44x135	2158		
018		8	44x135	1958		
021		28	44x135	583		
022		42	44x135	244		
023		3	44x68	244		
AB	BOARD FOR ASSEMBLING-ASENNUSLAUTA-SLAGBRÄDE 	2	44x135	300		
WA-1		1	44x797	4300		
WB-1		1	44x797	4300		
WC-1		1	44x797	4300		
WD-1		1	44x797	4300		
Kood	K4173-44 Krister30m2	Materjal	File	K4173-44 Krister30m2.dwg	Leht	14

Pos	K4173-44 Krister30m2	Pcs. Kpl. St.	Profile (mm)	Pikkus (mm)		
WE-1		1	44x797	4300		
FB5	FLOORBEAMS - LATTIAPALKIT - GOLVBJÄLKAR 	1	45x90	5410		
FB1	FLOORBEAMS - LATTIAPALKIT - GOLVBJÄLKAR 	6	45x90	3990		
FB4	FLOORBEAMS - LATTIAPALKIT - GOLVBJÄLKAR 	2	45x90	1862		
FB2	FLOORBEAMS - LATTIAPALKIT - GOLVBJÄLKAR 	4	45x90	300		
FB3	FLOORBEAMS - LATTIAPALKIT - GOLVBJÄLKAR 	2	45x90	250		
P1	POST - PALKI - BJÄLKE 	3	90x90	1960		
RB1	PURLINS - KATTO-ORRET - TAKASAR 	4	70x140	5764		
RB3	PURLINS - KATTO-ORRET - TAKASAR 	1	70x140	3961		
RB4	PURLINS - KATTO-ORRET - TAKASAR 	1	70x140	3928		
RB2	PURLINS - KATTO-ORRET - TAKASAR 	4	70x140	2125		
F	FLOORBOARD - LATTIALAUTA - GOLVBRÄDE  88mm or-tai-eller 114mm	47+1 36+1	18x88 18x114	1790		
R	ROOFBOARD - KATTOLAUTA - TAKBRÄDE  88mm or-tai-eller 114mm	182+1 140+1	18x88 18x114	2500		
FF	FLOOR FILLET - LATTIALISTA - GOLVLIST 		18x35	12.0		
GB	GABLE BOARD - KAAPELILAUTA - GAVELBRÄDA 	4	18x120	2530		
RFF	ROOF FELT FILLET - KATON PÄÄTYLAUTA - BRÄDE OVANPÅ GAVELBRÄDE 	4	18x90	2540		
EB	EAVE BOARD - RÄYSTÄSLAUTA - TAKFOTSBRÄDE 	4	18x90	3945		
ES	EAVE SLAT - RÄYSTÄSLISTA - TAKFOTSLIST 	4	30x40	3945		
D	DECORATIVE - KORISTE - PRYDNADS 	2	18x90	200		
PR	POST REGULATING BOLT - PALKI SÄÄTÖPULTTI - JUSTERINGSBULT FÖR BJÄLKE 	3				
PCM	PURLINS CONNECTING METAL - KATTO-ORRET YHDISTAMISRAUTA - TÄKASAR SAMMANSLAGNINGMETAL 	5	∅6	200		
WCM	WALLBEAMS CONNECTING METAL - SEINÄPALKI YHDISTAMISMETALLI - 	18	25	30		
SJ1	SCREW JOINT - KIERRETANKO-MYRSKYVARMISTUS GÄNGSTAPP-STORMSÄKRING 	7	∅M10	2160		
	NAILS - NAULAT - SPIKAR  FLOORBOARD - LATTIALAUTA - GOLVBRÄDE ROOFBOARD - KATTOLAUTAT - TAKBRÄDE	750	2.5	60		
Kood	K4173-44 Krister30m2	Materjal	File	K4173-44 Krister30m2.dwg	Leht	15

Pos	K4173-44 Krister30m2	Pcs Kpl St.	Profile (mm)	Pikkus (mm)
	NAILS - NAULAT - SPIKAR  SKIRTING SLAT - LATTIALISTA - GOLVLIST	30	2.0	40
	NAILS - NAULAT - SPIKAR  FLOORBEAMS - LATTIAPALKIT - GOLVBJÄLKAR	36	5.0	100
	SCREWS - RUUVIT - SKRUVAR  EAVE BOARD - RÄYSTÄSLAUTA - TAKFOTSBRÄDE EAVE SLAT - RÄYSTÄSLISTA - TAKFOTSLISTA GABLE BOARD - KAAPELILAUTA - VINDBRÄDE BORDER BOARDS - REUNALAUTA - FODERBRÄDE	170	4.5	50
	SCREWS - RUUVIT - SKRUVAR  ROOF FELT FILLET - KATON PÄÄTYLAUTA - TAKBRÄDE FÖR VINDBRÄDE WALLBEAMS CONNECTING METAL - SEINÄPALKI YHDISTAMISMETALLI - VÄGGBJÄLKAR SAMMANSLAGNINGMETAL	90	4.5	35
	SCREWS - RUUVIT - SKRUVAR  FIXING HALF BEAMS - VAHVISTETTAVA PUOLIKKAAT PALKIT FÖR ATT FASTA HALVA VÄGGPROFILER	25	4.5	90
	DOOR - OVI - DÖRR 900x1860 1 set - kpl - st (Left hand-vasen käsi-vänster hand)			
		AST	V.P.	1
				1
				1
Kood	K4173-44 Krister30m2	Materjal	File	K4173-44 Krister30m2.dwg
			Leht	16




Detta är ett förslag för hur man kan placera plintarna (100-200 mm i diameter) för golvbjälklaget. Golvbjälklarna är med i byggsatsen, men inte plintarna. Använder man exempelvis 500-600mm långa murblock så kan man halvera antalet punkter. Lägg fuktskyddande papp mellan betong och trä

Tämä on ehdotus siitä, miten (100-200 mm läpimittaiset) jalat voidaan sijoittaa alapohjaa varten. Lattiapalkit ovat rakennussarjassa, mutta jalat ei ole. Kun käytetään esimerkiksi 500-600 mm pitkiä harkkoja, voidaan pisteiden määrä puoltaa. Aseta betoniin ja puun väliin kosteudelta suojaava pähvi

A proposal for placing plinths (100-200 mm in diameter) for floor beams. Floor beams are provided in the kit but plinths are not included. For example, by using 500-600 mm long masonry units, one can reduce the number of points 50%. Place cardboard between the concrete and wood to protect from moisture

Date rev. Description



House	K4173-44 Kristen30m2	Sheet	17
Drawing	Plan	Scale	1:35
Material		Date	16.12.2015
Drawer	K.K.	File	K4173-44_Kristen30m2.dwg