
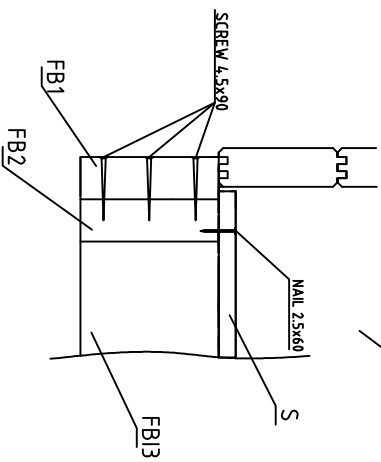
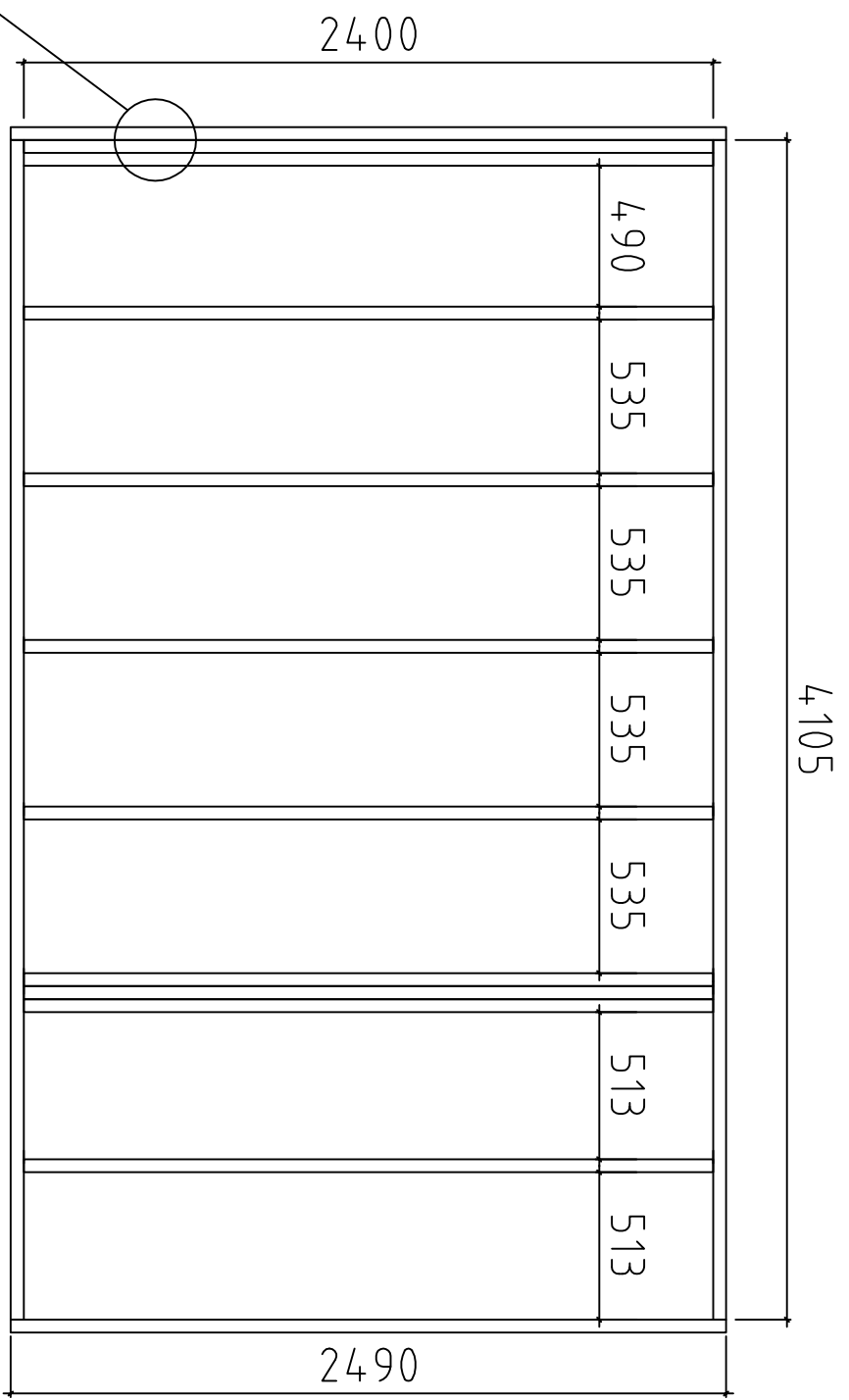




House	S4327 Hannu - 90	Sheet	1
Drawing	Views-kuvat-sedd	Scale	1:100
Material	90x160	Date	14.07.2020
Drawer	K.K.	File	S4327 Hannu - 90 Views.dwg




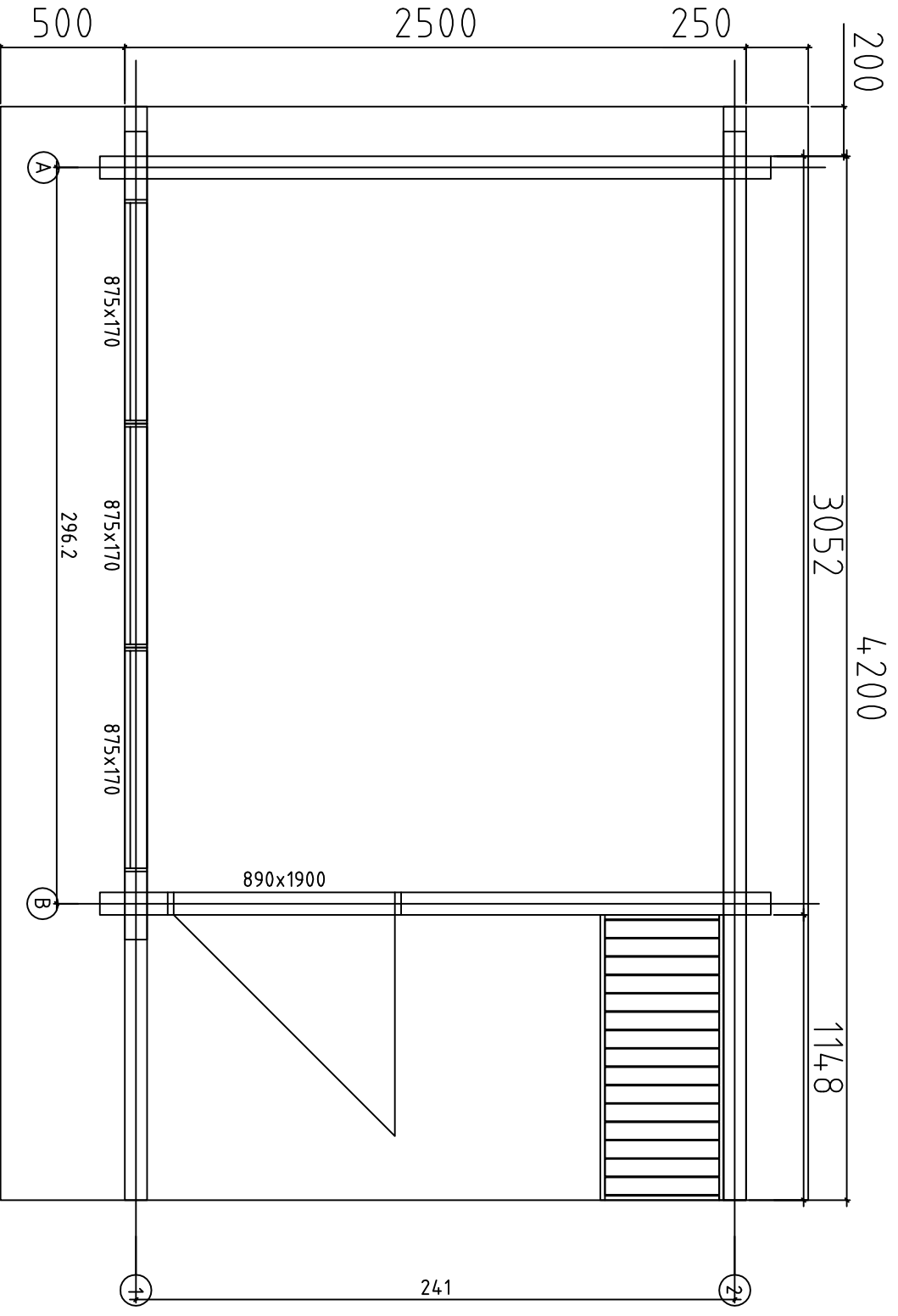
House	S4327 Hannu - 90	Sheet	2
Drawing	FLOORBEAMS	Scale	1:25
Material	4.5x90	Date	14.01.2020
Drawer	K.K.	File	S4327 Hannu - 90.dwg

2870

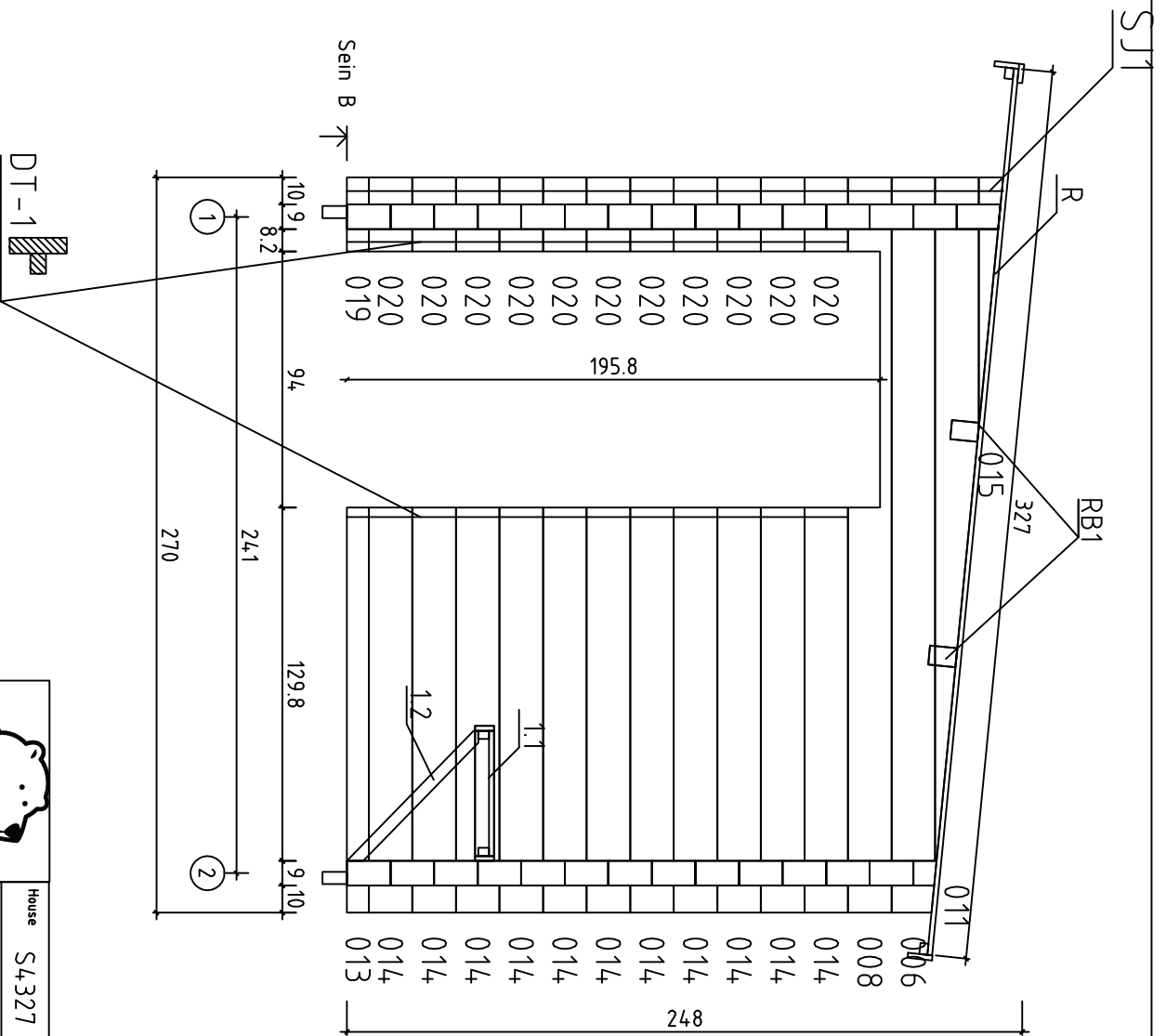
1150



House	S4327 Hannu - 90	Sheet	3
Drawing	SAUNA, TERRACE BOARDS	Scale	1:25
Material		Date	14.01.2020
Drawer	K.K.	File	S4327 Hannu - 90.dwg


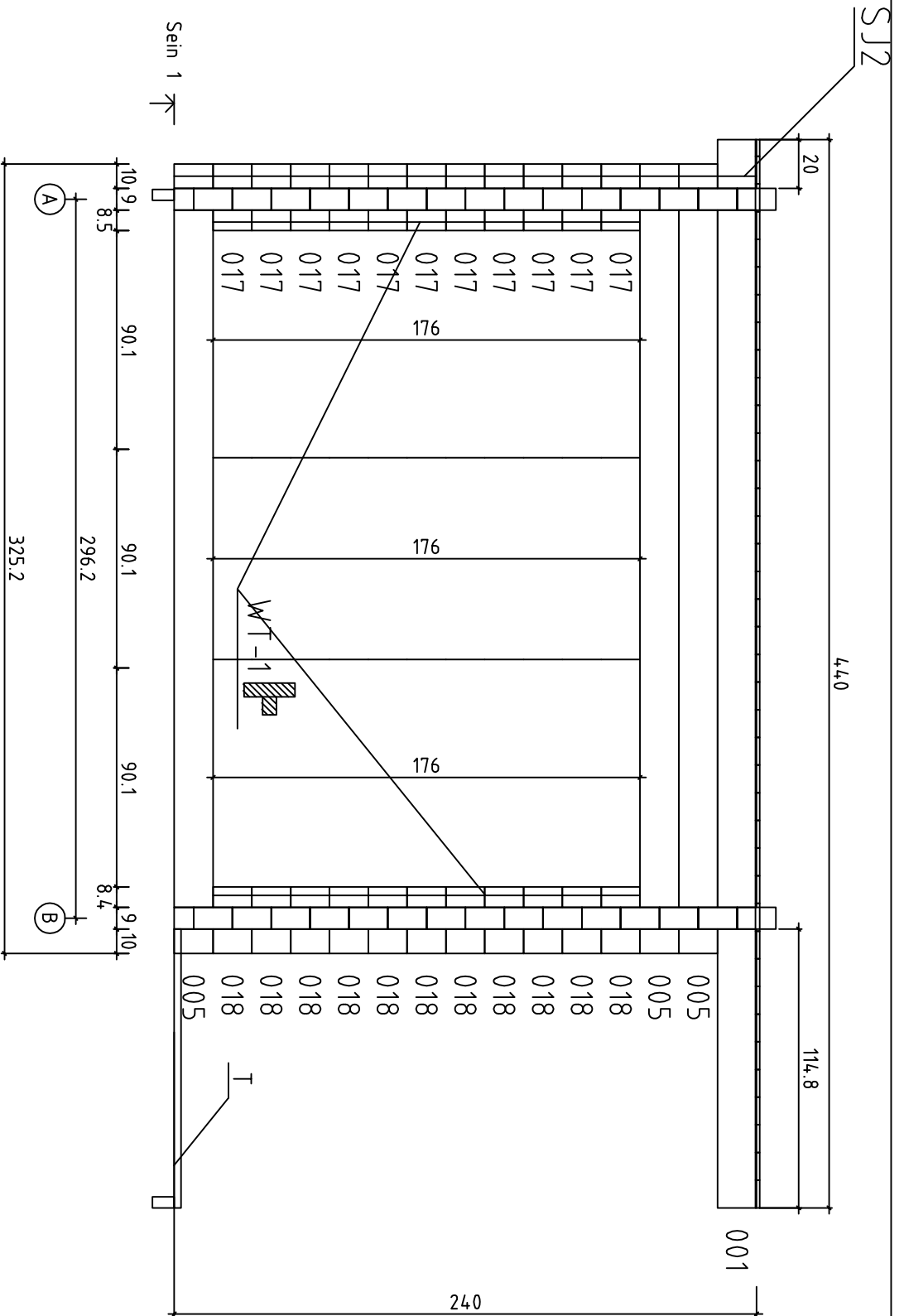


House	S4327 Hannu - 90	Sheet	4
Drawing	Plan	Scale	1:25
Material	70x135	Date	14.01.2020
Drawer	K.K.	File	S4327 Hannu - 90.dwg


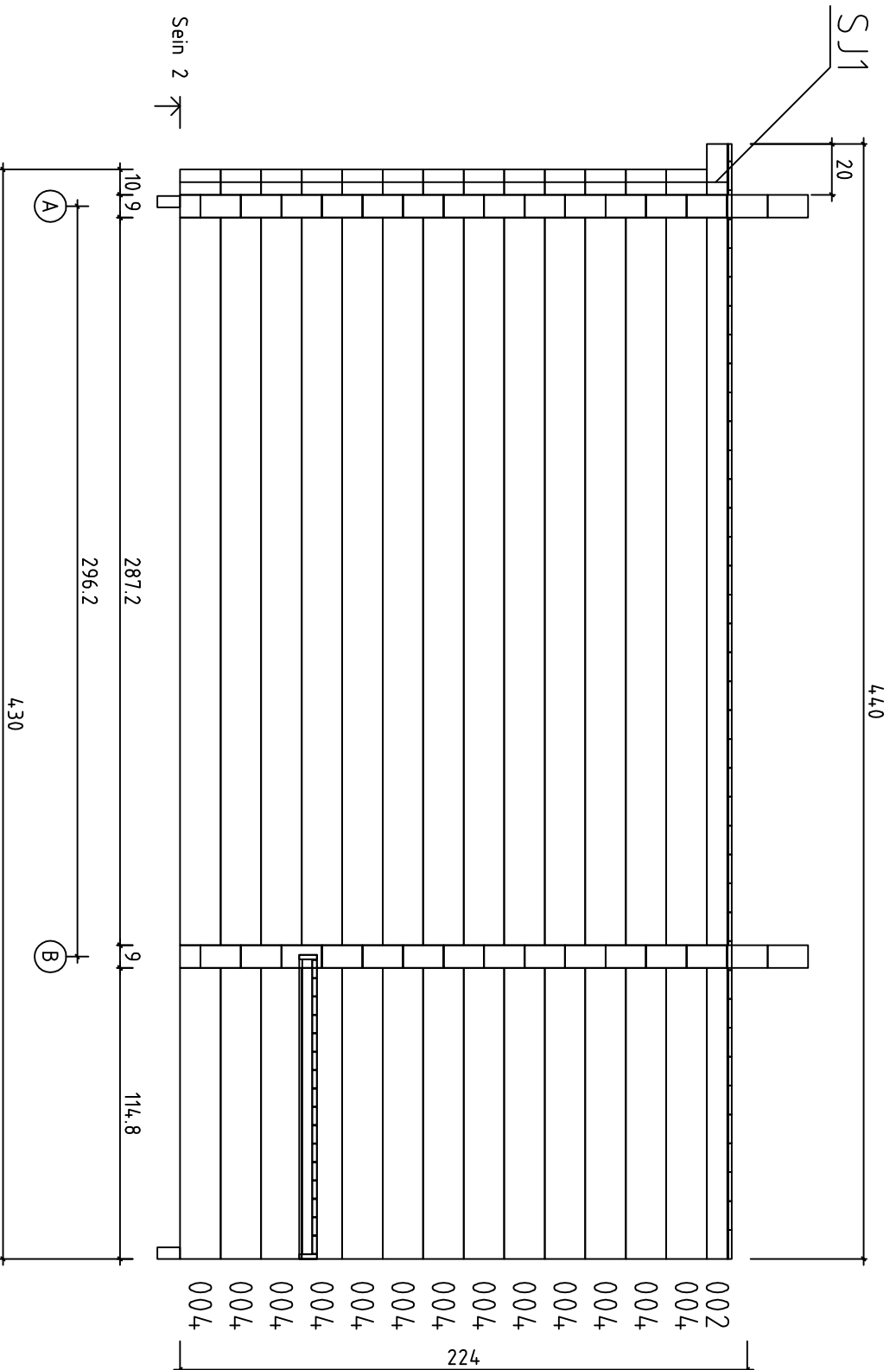


Polhus


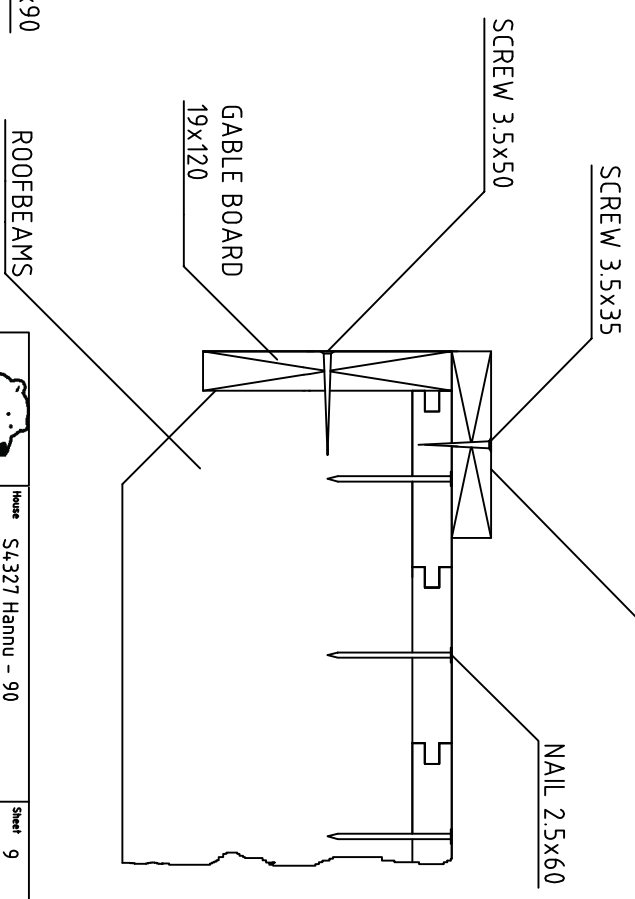
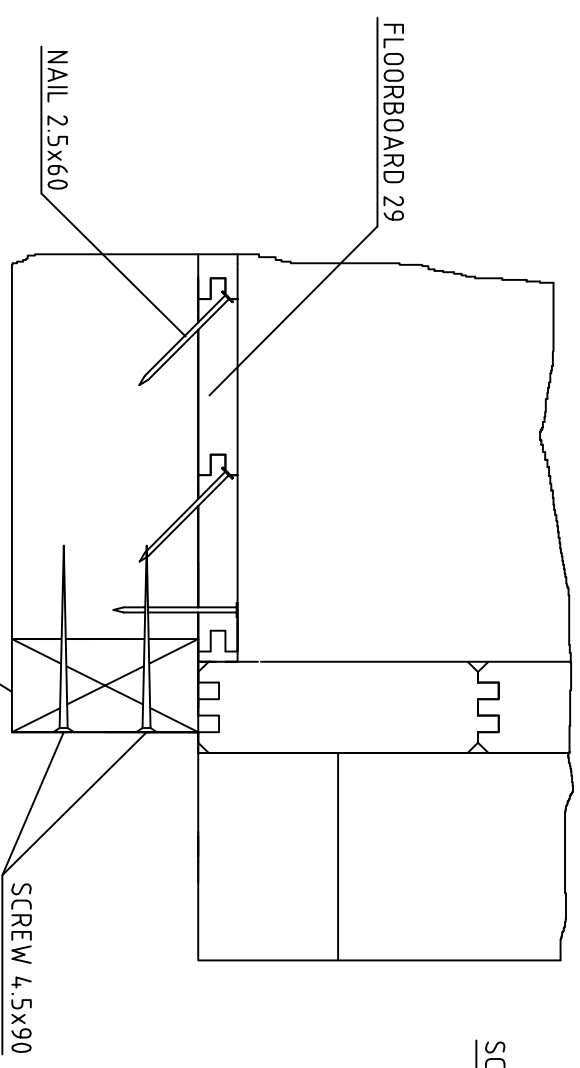
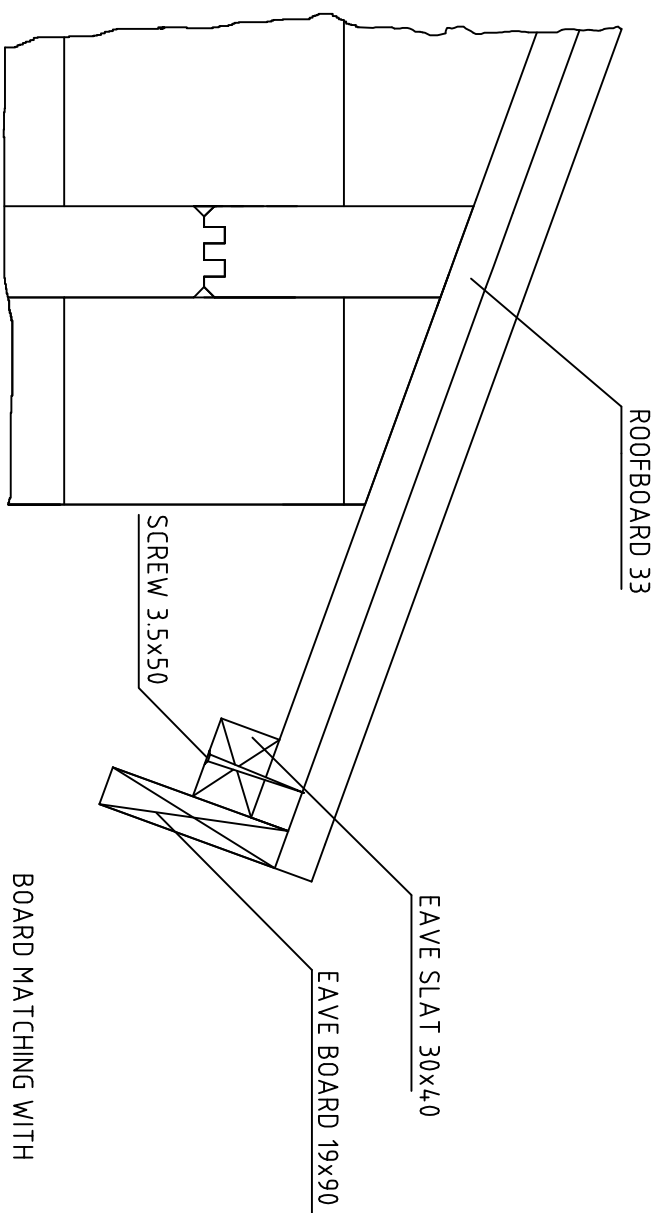
House	S4.327 Hannu - 90	Sheet	6
Drawing	SEIN B	Scale	1:25
Material	9x16	Date	14.01.2020
Drawer	K.K.	File	S4.327 Hannu - 90.dwg




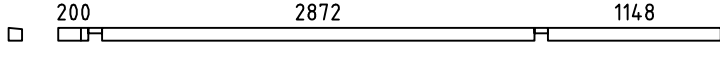


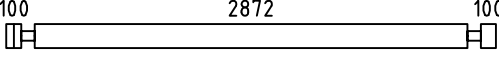
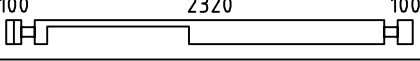








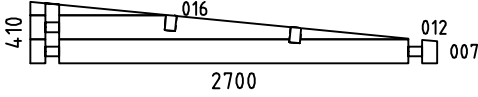
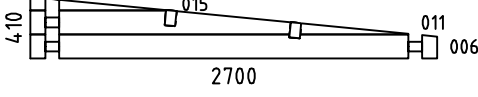







House	S4327 Hannu - 90	Sheet	7
Drawing	SEIN 1	Scale	1:25
Material	9x16	Date	14.01.2020
Drawer	K.K.	File	S4327 Hannu - 90.dwg









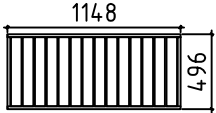







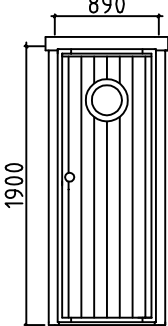

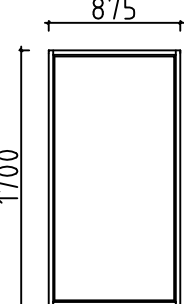
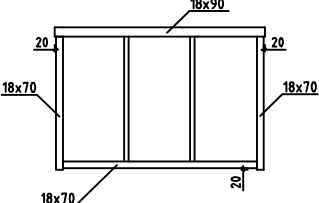
House	S4327 Hannu - 90	Sheet	8
Drawing	SEIN 2	Scale	1:25
Material	9x16	Date	14.01.2020
Drawer	K.K.	File	S4327 Hannu - 90.dwg

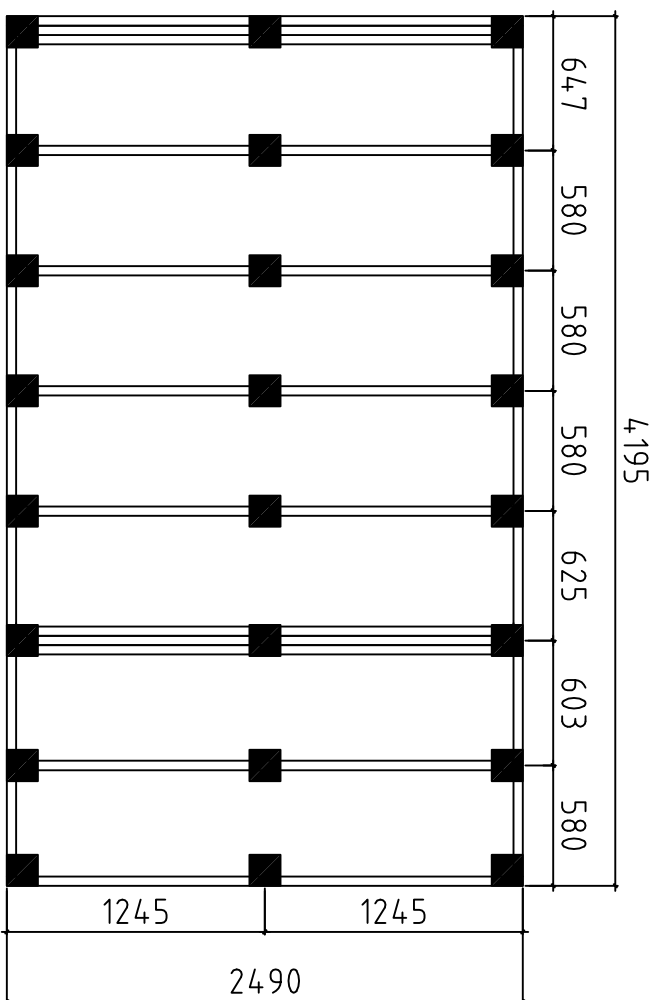


House	S4.327 Hannu - 90	Sheet	9
Drawing	Sections	Scale	1:25
Material		Date	14.07.2020
Drawer	K.K.	File	S4.327 Hannu - 90.dwg

Pos	S4327 Hannu - 90	Pcs.	Profil (mm)	Pikkus (mm)
001		1	90x160	4400
002		1	90x85	4400
003	 EXTRA PROFILE	1	90x160	4300
004		13	90x160	4300
005		3	90x160	3252
008		1	90x160	2700
009		12	90x160	2700
010		1	90x80	2700
013		1	90x80	1488
014		11	90x160	1488
017		11	90x160	275
018		11	90x160	274
019		1	90x80	273
020		11	90x160	273
WA-1		1	90x410	2700
WB-1		1	90x410	2700
	BOARD FOR ASSEMBLING - ASENNUSLAUTA - SLAGBRÄDE 	2	90x135	300
FBI3	FLOORBEAMS-LATTIAPALKIT-GOLVBJÄLKAR  IMM	2	45x90	4105
FBI1	FLOORBEAMS-LATTIAPALKIT-GOLVBJÄLKAR  IMM	2	45x90	2490
FBI2	FLOORBEAMS-LATTIAPALKIT-GOLVBJÄLKAR  IMM	10	45x90	2400
RB1	 FLOORBEAMS-KATTOPALKI-TAKASAR	2	70x140	4400
F	FLOORBOARDS-LATTIALAUTA  88mm or -tai- eller 114mm	21+1	28x120	2870
T	TERRACE BOARD-TERASSILAUTA  IMM	22+1	28x120	1150




Pos	S4327 Hannu - 90	Pcs.	Profil (mm)	Pikkus (mm)
R	ROOFBOARDS-KATTOLAUTA  88mm or-fai-eller 114mm	51+1 39+1	18x88 18x114	3270
FF	FLOOR FILLET-LATTIALISTA-GOLVLIST 		18x35	11.0
GB	GABLE BOARDS-KAAPELILAUTA-GAVELBRÄDA 	2	18x120	3330
EB	EAVE BOARD-RÄYSTÄSLAUTA-TAKFOTSBRÄDE 	2	18x90	4615
ES	EAVE SLAT-RÄYSTÄSLISTA-TAKFOTSLIST 	2	30x40	4615
RFF	ROOF FELT FILLET-KAAPELILAUDAN PEITELAUTA BRÄDE OVANPÅ GAVELBRÄDE 	1 2	18x70 18x70	4655 3015
1.1		1	70x496	1148
1.2		1	43x43	680
DT1	DOOR ASSEMBLING PROFILE-TÜR INSTALLIERUNGSPROFIL -DEUR INSTALLATIE PROFIL 	2	43x70	1900
WT1	WINDOW ASSEMBLING PROFILE-FENSTER INSTALLIERUNGSPROFIL -VENSTER INSTALLATIE PROFIL 	2	43x70	1700
SJ1 SJ2	SCREW JOINT-KIERRETANKO-GÄNGSTAPP 	2 1	ØM10	2440 2480
	NAILS - NAULAT - SPIKAR  ROOFBOARDS-KATTOLAUTA-TAKBRÄDE SAUNA BOARDS-SAUNA LATTIALAUTA-SAUNA GOLVBRÄDE	205	2.5	60
	SCREWS - RUUVIT - SKRUVAR  FLOORBEAMS-LATTIAPALKIT-GOLVBJÄLKAR HALFBEAMS-PUOLEKSIPALKIT-FÖR ATT HALVA VÄGGPROFILER	40	4.5	90
	SCREWS - RUUVIT - SKRUVAR  TERRACE BOARDS-TERASSILAUTA-TERASSBRÄDE SAUNA BOARDS-SAUNA LATTIALAUTA-SAUNA GOLVBRÄDE	240	4.5	70
	Door-ovi-dörr 890x1900 (right-oikea käsi-höger hand) 1pc-kpl-st ORT_ECO 	1	890	1900
	Window-ikkuna-fönster 875x1700 3pcs-kpl-st ORT_ECO 	1		
	Window-ikkuna-fönster 875x1700 3pcs-kpl-st ORT_ECO 	3	875	1700
		1		



Detta är ett förslag för hur man kan placera plintarna (100- 200 mm i diamaten) för golvjällklaget. Golvjällkarna är med i byggsatsen, men inte plintarna. Använder man exempelvis 500-600mm långa murblock så kan man halvera antalet punkter. Lägg fuktskyddande papp mellan betong och trä

Tämä on ehdotus siitä, miten (100-200 mm läpimittaisell) jalat voidaan sijoittaa alapohjaa varten. Lattiapalkit ovat rakennussarjassa, mutta jälkoja ei ole. Kun käytetään esimerkiksi 500-600 mm pitkiä harkkoja, voidaan pisteiden määrä puolitaa. Aseta betoniin ja puun väliin kosteudelta suojaava paperi

A proposal for placing plinths (100-200 mm in diameter) for floor beams. Floor beams are provided in the kit but plinths are not included. For example, by using 500-600 mm long masonry units, one can reduce the number of points 50%. Place cardboard between the concrete and wood to protect from moisture



House	S4.327 Hannu - 90	Sheet	12
Drawing	Plint plan	Scale	1:25
Author	K.K.	Date	14.07.2020
Drawer	K.K.	File	S4.327 Hannu - 90.dwg